

PROBS ONLY ONE OFF!

N^o 3902

2-6-2T

CONVERTED FROM TENDER LOCO

V.G. PH. & DIAG
PH N^o 3902

GW MAG. 1907. P145
BW 99/30 copy

4000-4072 1906-1922.

SEE N^o 40 (ORIG. N^o)

ACTS PART 8 PG

JUST N^o 4000 WAS ORIGINALLY A 4-4-2 (1906)
CONVERTED TO 4-6-0 IN 1909

4000 CLASS

PHOTO N^o 4000

GW MAG 1913 P64

4-6-0 TEND
'STAR' CLASS

PHOTO N^o 4002 (EVENING STAR)

GW MAG 1907 P 97

NOTE 'STAR' CLASS COVERS 'STAR', KNIGHT MONARCH, QUEEN
PRINCE, PRINCES, ABBEY. (THE ENGINE BOOK P21)

COL PH. N^o 4009 (SHOOTING STAR) WITH CLEAR TRAIN

BW 1/43

N^o 4016

4-6-0 TEN

"KNIGHT OF THE GOLDEN FLEECE"

PHOTO

GW MAG 1908

P 95

NEARLY IDENT TO STAR & KNIGHT CROSS

N^o 4021

4-6-0 TEN,

KING CLASS

"KING EDWARD"

VG PHOTO & DIAG
REF

GW MAG 1909 P. 145
P 158

N^o 4031
4-6-0 TENDER
'QUEEN CLASS'

PH.
REF

GW MAG 1910 P279

P290

N^o 4041
4-6-0 TENDER
PRINCE CLASS

V.G. COLOURED PHOTO (LINING ETC) "PRINCE OF WALES"

PHOTO
REF.

GW MAG 1914 P1
----- 1913 P216
----- P225

SERIES 4046-4060 (15/88)

" Similar to 'Star' Knights, Queens
etc but with slightly larger
cylinders.

4046 CLASS

4-6-0 TENDER
" PRINCESS CLASS

PHOTO & DWG 4046 (PRINCESS MARY)
SHORT ART

GW MAG 1914 P242
- - - P245

" a new GW engine "

N^o 4061
4-6-0 TENDER
GLASTONBURY ABBEY

PH. & DIAG.

R. MAG 1922 P384

SEE ALSO 5000 CLASS ACTS. PT. 8 P13.
LANCENSTON CASTLE

4073 - 4099 1923 - 27
5000 - 5099 1926 - 1946
7000 - 7037 1946 - 1950

4073 CLASS
4-6-0 TENDER
"CASTLE"

Dmg.
VG. Ph.
G. Ph.
" " (Slide Base & Crown Heads)
VG PH. & DIAGRAM & ART
PH N^o 5070 "SIR DAN GOTCH" @ SHREWS.
PH 7007 "GREAT WESTERN" WITH GW ARMS
COAT OF ARMS ON ABOVE
PH. N^o 4073

Roche w/L/11
MRC DEC 51 P 71 SUP. N^o 2
R.W. MAY 55 P. 118
MRC FEB 51 P 24
GW MAG 1923 P 391 ALSO P 408
CL 7.
GW SPLASHER (EVESHAM) CL 8 A
CL 9
BW. 64/52.

PRESUMABLY
'FLOWER'
CLASS →

N^o - 4102
4-4-0 TENDER
"BEGONIA"

PHOTO (VG.)

GW MAG 1908 P. 141

RCTS PT 7 P33.

OLD N^o
3373-3412

NEW N^os
4120-4148

N^o 4120 -
4-4-0 TEW
"ATBARAS"

RCTS PT 7 P34

OLD N^o
4101-20

NEW N^os
4149-68

BUILT
1908

N^o 4149 -
4-4-0 TEN
"FLOWERS"

PH. N^o 4x5x? WITH TRAIN.

BW 49/33

4201 - 4299
5200 - ~~5965~~
4200

PART 9 R.C.T.S.
1910 to 1922.
1922/3
1923.

4200 CLASS

2-8-OT

SOME REBUILT AS 2-8-2T. 1934/36

PHOTO 4202
PHOTO & DIAG N^o 4201
Ref.
PH. 2-8-OT

GW MAR 1913 P64.
GW MAR 1911 P32.
P50
BW 98/33.

PART 9 R.C.T.S.

4301-99 1911-15
5300-99 1916-20
6300-99 1920-23.
7300-21
9300-19 1932.

4300 CLASS
2-6-0 TENDER

Va Ph.
Ding
Va. Ph.
PH. & DIAG N^o 4302
REF

PH N^o 6370 SHREWSBURY SHEDS
PH N^o 6331

PH. (CAB VIEW) i.e. CAB INTERIOR CONTROLS ETC (SWINDON) N^o 6348

R. MOD. OCT. 56

SKIN. 297 H.

RLY MECH ENG. VOL 1 P. 80

GW MAR 1911 P. 215

----- P 234

CL 6 A

BW. 1/46

BW 49/16

N^o 4331
2-6-0 TEN

PHOTO & DIAG

GW MAG 1913. P346

PART 9 RCTS

4400 - 4410 1904-06

OLD
N^o 115, & 3101 to 3110

4400 CLASS
2-6-2T

PART 9 RCTS.

4500 - 4599 1906 to 1927

5500 - 5574 1927 to 1929

4500 CLASSES

2-6-2T.

'SMALL PRAIRIE'

NOTE 4500 to 4529 HAD OLD NOS 2161 to 2190

DWG.

ROCHE W/L/15

Ph of Model.
VA Ph. (Back View)
VA " MODEL (LONGRIDGE)

R.M. OCT. 56.
MRN. JUN 50
MRC MAR 55 P.71
MRC JUN 48 P.93.
MRN 1931 P.47.
MOD. ENG. 10TH AUG 61 P178 & ONWARDS.
" " 7TH SEPT 61 P305
CL 6.
MRC JUNE 48 P.93.

DWGS (DETAILED)
Ph of 45XX FRAMES
PH N° 5555 AT KIDD.
PH N° 4523 (MODEL BY LONGRIDGE) VA.

"THE LATEST 'PRAIRIE' TANK"

N° 4540

2-6-2T.

V. SHORT BUNKER

VA. PHOTO

GW MAG 1915 P1

'NEW LIGHT TANK' 1914.
PART 9 RCTS.
N^o 4600 1 ONLY. 1913.

4600 CLASS
4-4-2T.

DWG 4600 (MASK.)
VG. PHOTO & DIAG.

MOD ENR. 24TH NOV 61 P234
G.W. MAG 1914 P62

PART 9 (RCTS.)

4700 - 4708 1919 to 1923.

4700 CLASS

2-8-0 TENDER

PHOTO & DIAG
DIAG & SHIRT ART
PH. N^o 4706 (SOUTHALL SHEDS.)

G.W. MAG. 1921 P228
" " 1919 P.99
CL. 60

4800 - 4874
5800 - 5819

RCTS PT 6 P 22,
1932/36

4800 CLASS

0-4-2T.
COLLETT

DWA.
V.G. PHOTO N^o 4800 & DIAG ETC

SKINLEY. 245 H.
GW MAR 1932 P448

ALSO 59XX & 69XX. RCTS PT 8 P. 29

4900 - 4999
5900 - 5999
6900 - 6999
7900 - 7929 } 1924 to 1950

4900 CLASS.
4-6-0 TENDER
"HALL"

DWA

Dwg & ART.

PH. 6972 "Benningbrough Hall" (SWINDON)

PH. HART HALL AT WESTBURY ON TORNTABLE

PH. 5952

ROENE W/L/12.

MAR 1929 P41

CL. 58

CL 64 & 64A

CL 82A

5000

4-6-0 TEN

LAUNCESTON CASTLE

PHOTO, DIAG & ART (NEW CASTLE WITH MOD
TENDER)

CW MAG. 1926 P340 & 360

ALSO 61XX & 5101 CLASS
5101 - 5199 1929 to 1934
4100 - 4179 1935 to 1949

PART 9 RCTS.

5101 CLASS
2-6-2T.
LARGE PRAIRIE.

DWG
VG Ph Model 5108
VG. DET. DWG
VG DWG
VG Ph Model 6100
PH. CAB & BUNKER CLOSE UP N° 4114 (KIDD. SHEDS)
PH N° 4144
PH 4156

Roche W/L/14.
MRC JUNE 48 P.91.
'LOCO' 1931 P.109 (Club Lib.)
MWRN 1931 P272.
MRC JAN 46 P4 Club Lib.
BW 26/6
CL 81A
CL 88

Development of earlier 42xx class
Note 5255 to 5294 later made
into 2-8-2T.

5200 CLASS
"(5205 CLASS)"
2-8-0T

PHOTO N^o 5245 (LEDBURY SHED)
IH 5224

CL 10 & 10A
CL 90

NEW DESIGN 1931
5400 - 5424

RCT S. PARTS
P83.

5400 CLASS
0-6-0 PT.
AUTO ENGINES.

PHOTO DIAG & REF

GN MAR 1932 P62.

RCTS PARTS
5600 - 5699 1924/5
6600 - 6699 1927/8

5600 CLASS.
0-6-2T.

DWE

VG PHOTO & DET.

PHOTO OF BUNKER (BACK FACE)

" 6656 (SLS TRIP) AT BRYNMAWR

PH N° 6656 (SLS TRIP) AT PANTER & NEWPORT

PH N° 5613.

ROCHE W/L/28

GWR MAG 1925 P 42

BW 2/31

BW 19/19

CL 42 & 42A

CL 90A

5700 - 5799 ~~1929~~ 1929
6700 - ~~6799~~ 6779 ~~1930~~ 1930
~~7700 - 7799~~ 1930
7700 - 7799
8700 - 8799

RCTS. PARTS

9701 - 9799 c1936

3700 - 3799 c1938

3600 - 3699 c1940

4600 - 4699 c1943

9600 - 9682

5700 CLASS

0-6-0 P.T.

(& 8750 CLASS)

Ph + ART.

Dwg
3 - v/a Ph for detail.

PHOTO TOP VIEW OF TANKS & BOILER

(N° 6438)

PHOTO N° 3619 @ WELLINGTON SHEDS.

VG. ART & PH. PANNIER TANK ENGINES (GWR)

PHOTO OF DAMAGED PAN. TANK N° 3630 (OSWESTRY WORKS)

" " PAN. TANK 3630: FILLER TANK COVERS (CLOSE UP)

PH 3612 BARRY SIDINGS.

PH N° ? IN GWR LIV. (SEVERN VALL. PRES.)

~~PH 3612~~

MRC JUL 56

ROCHE W/L/17.

MRC. 56

BW 8/14

BW 30/16.17.

CL 7A.

R. MAG 54 P 677

58/28

58/29 & 30

CL 81

CL 99

6000 - 6029

1927 - 1936

RCTS PT. 8 P20

6000 CLASS.
4-6 - TENDER
'KING'

Dwg
Photo KING BERTIE (FULL DETAIL)
ART & DWGS SW MODEL. 'MOTION.'
V.G. Ph.
V.G. DWGS OF CAB FITTINGS.
V.G. PHOTO
" " & ART N^o - 6000
V.G. ART. "KING IN AMERICA."

PHOTOS N^o - 6000 IN PADDINGTON (JUST OVERHAULED) SEPT 61 CL25A to CL27
" N^o - (KING HENRY 6TH) SHREWSBURY CL27A.
PHOTO N^o - 6018 KING HENRY 5TH? BIRMINGHAM SNOW HILL CL.59 & 59A

Roche w/L/10.
MRC OCT 55 P. 243.
MRC JUN 58
MRC MAR 48 P36 (with Lushington)
MRC JUNE 42 P113.
GW MAG 1929 P272
" " 1927 P262 & P269 →
" " " P477

6100 - 6169 PART 9 RCTS.
1931 - 35

6100 CLASS
2-6-2T.

PHOTO CLOSE UP 'CROSS HEADS'

BW 30/10

RCTS PART 5 P84

6400 - 6439

7400 - 7449

6400 CLASS.

0-6-0T

& 7400 CLASS

GEN. SIMILAR

TO 5400 CLASS

BUT WITH 4'-7 1/2" wheel.

6800 - 6879 1936 to 9

RCTS PT 8 P. 34

6800 CLASS

4-6-0 TEN

"GRANGE" CLASS

VG. PHOTO 6800 (ARLINGTON GRANGE)
DIAGRAM & DETAILS

1ST OF CLASS

GW MAG 1936 P474
----- P477.

N^o 6959

4-6-0 TEN.

MODIFIED HALL CLASS

PH. DIAG & DETAILS

CW MAR 1944 P121

PART 9 R.C.T.S.
7200 - 7253 REBUILT FROM 4200 CLASS
1934-39

7200 CLASS
2-8-2T

PH. N^o 7200
PH N^o 7200
RH 7229

BARRY BURAL YARDS.
LTO PLUS SEVERAL CLOSE UPS.

CL 91 & 91A
BW 91/26 to 34
BW 98/34

SEE 6400 CLASS

7400 CLASS
0-6-0T

RCTS PT 8 P.36

7800 - 7819 1938/9
7820 - 7829 1950

7800 CLASS
4-6-0
1ST OF MANOR CLASS

PHOTO & DIAG N^o 7800 "TORRWAY MANOR"

CW MAR 1938 P 90

REF

PH. 7802 "Bradley Manor" at WELSHPOOL STW (12-15 pm to WHITCHURCH) CL35A

P109

PH 7802 Barry scrap yard.

CL89A

INTROD 1938

PART 9 RCTS.

8100 CLASS
2-6-2T.

PH. & DIAG ETC
PH N^o-8107 EVESHAM

GW MAR 1939 P.64&5
CL.8

See 3200 class.

9000 CLASS.
4-4-0 TENDER
"DUKE DOTS"

V.G. Ph & art.

V.G. PH.

Ph.

V.G. ART.

ART. ALSO PRES. OF 9017

SEVERAL PHOTOS (MINE)

SEV. PHOTOS INCL PONY TRUCK CLOSE UPS ETC)

PH. 9004 & 9014 @ LLWYNGWRIL

COL. PHOTO OF 9014 (COPY OF M. DONES TRANSP.)

R.W. AVR 53 P.175

COVER OF MRC. MAR. 53.

R.W. Jan 54

SAME { SLS. Journal MAR 62 P.82.

BW 2 / VARIOUS

BW 4 / VARIOUS.

CL 19

BW 1/70

RCTS PART D

9400 - 9499 1947/52
8400 - 8499 < 1952
3400 - 3499 1955/6

9400 Class.
O-6 to T.

Photo VR.
?

DWG
PH., DIAGRAM & ART

EXLEY CAT.
RM. MAY 56 P.123.
Roche W/L/16.
RLY MAG 47 P314

AERIAL PH ? G.
MARC SEPT 57 P225

3000 G. TENDER

VR ART & DWG

DWG
DWG

PHOTO (ON BUREAU)

PHOTO OF FOOTPLATE VIEW (SWINDON) 3000 GALLON ?

PHOTO (FOOTPLATE VIEW) 3500 G. (WLO 2321)

RM. MAY 57.
SKIN. T2H
MKN 1930 P180
BW 2/13.

BW 49/26
62/3 & 4

4000 G. TENDER

Photo (Footplate View)

MWRW 1930 P.54

62/5

TENDER (OLD TYPE)

PAGE 1

Club Lib

DWA

ROCHE DWA IN MRC APR 43 P59

"


----- AUG 43 P125

V.G. PHOTO (ELEVATED SPRINGS)

GIW MAG. 1930 P.139

USEFUL PHOTO OF B.G. TENDERS (SWINDON MORT)

----- 1935 P.476



AS 3252 CLASS (DUKE.
BUT CAN VARY IN PANELS, & MONOGRAMS ETC

PHOTO	ON	N ^o 3252	CLASS	N ^o 3252	BWI/58
"	ON	3031	"	N ^o 3031 & 3046	BWI/63 & 64
"	ON	"QUEEN"	"	(SEE 55). N ^o 1129 & 1132.	BWI/60 & 62

V.G. INGS. 2000 GALL TENDER (DUKE ^{ETC.} CLASS)
PHOTO PLATE N^o 512.

RLY ENR. ^{SEPT &} OCT. 1897 P294
RLY ENR. AUG 1892. PADD. MVS.

TENDERS (OLD TYPE)




PHOTO AS ON '388' CLASS. (STD GOODS) N^o 511

BWI/53.

TENDERS (OLD TYPE)

PAGE
4

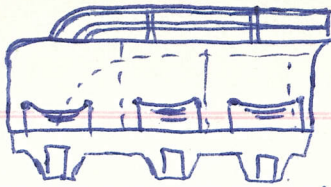



PHOTO	ON	'QUEEN'	CLASS	Nº	1128
"	"	'388'	CLASS	Nº	598
"	"	"	"	Nº	44

BW1/61
 BW1/49
 BW1/51

TENDERS OLD TYPE

PAGE
5



DWG BY MASK. (V.G.) OF 3226 CLASS.

MKN 55 P78

TENDERS

ALLOCATION TO LOCOMOTIVES: - (FROM P. GOODWIN'S BOOK)

<u>WATER CAP.</u>	<u>COAL CAP.</u>	<u>LOCO CLASSES FITTED</u>
2500	4T 10c	2301
3000	5T.	2251 2301 2600 3300
3500	7T	2800, 2900, 3200 3300 4300 6800 7800
4000	6T	4073 4700 4900 6000
4000 (ROD)	7T	2251 2600 3000 (ROD)

Note: (LOCO MAG 1896 P.37) 'Single' loco 3001 class limited 1891/2 eventually had water tanks fitted to tenders to allow water to be picked up at Goreway troughs & which were 1st used OCT 1st 1895

CHIMNEYS

VG. SUMMARY (VARIOUS TYPES)	ROCHE DWG (LOCO FILE)
VG. DWGS. 4300 4200 2800 3150	KINGS COUNTIES MRC JUN 48 P.84
" " 2600 2251 5100 5600 3300 (BULLDOG)	MRC MAR 48 P.38
" " 4073-5042 (CASTLES) 3900 4400 4500 & 4700	& NORTH STAR & 'SINGLE' MRC APR 48 P.56
" " DUKE (I.E. DEVON) OR EARL	MRC JUL 52 P.138
" " STARS (4000) SAINTS (2900) HALLS (4901) GRANGE (6800) & OLD 4-4-0 COUNTY CLASS.	MRC JULY 48 P.99
" " 850, 1076, 517, 1393, 2021, 5400, METRO TANKS & DEAN'S SINGLE	MRC AUG 48 P.116
" " CASTLES 5043 ONWARDS & NEW BOILERS	MRC NOV 48

ALL CLUB LIB ↑

DEISEL RAILCARS SEE R.C.T.S. PART II. SHEET 1

PASSENGER (SEE SEP. SHEET FOR PARCELS) SEE FILE

PASS - BUFFET CAR (STREAMLINED) N° 2? PHOTO, ART & DWG RLY GAZ. MAY 12^R 39 P70

N° 36 (ANGULAR FRONT) PHOTO RLY GAZ SEPT 26^R 1952 P7.

PHOTO OF INSIDE (V.G.) OCT 10^R 52 P7.

V.G. PHOTO & ART N° 36 (WITH VEST. CORR ONE END FOR TWIN COUPLED. WORK WITH CORR COACH) MRC JUNE 42 P.108 COPY

DATES OF WITHDRAWAL (V.G.) SLS MAR 61 P86

V.G. ART & PHOTOS (VARIOUS GW RAILCARS) SLS NOV 61 P325

V.G. PHOTO STREAMLINED RAILCAR N° 1 G.W. MAG 1933 P497

V.G. PHOTOS (INTERNAL) & DRIVERS CEMPT ALSO DIAG. N° 1 & ART. P502

V.G. PHOTO STREAMLINE N° 6 --- 1936 P12

V.G. PHOTO " " 16 (INCL MAP OF WHERE OPERATING) --- 1936 P234

ART - ADDIT FLEET OF 20. --- 1938 P414.

V USEFUL ART ON GW DEISEL RAILCARS --- 1939 P480

PHOTO OF ANGULAR FRONTED " (DURING CONSTRUCT.) --- 1940 P9

V.G. " & ART --- 1940 P46 V.G.

V.G. PHOTO OF STREAMLINED N° 18 (LAST OF EARLIER DESIGN) } 1940 P150

ANGULAR N° 19 (FIRST OF NEW " }

PHOTO & ART. TWIN SET N° 36 (INC INTERNAL PHOTO) --- 1941 P281

PHOTO OF ABOVE TWIN SET WITH COACH BETWEEN --- P306

DEISEL RAILCARS

Sheet 2.

PASSENGER

PHOTO TWIN SET N° 2? GW MAG 1945 P1

PHOTO N° W21 W. RAILCAR AND CLOSE UP OF BOGIES (KIDD) BW 26/3 & 2

" BOGIE (POWER DRIVE) ON W31 W RAILCAR " BW 26/4

" 3 - COND RAILCARS W31, W25, & W21 (") " " /5

PH W20 AT STRATFORD STN } CL 28

PH W20 @ HONEYBOURNE " } RED & CREAM! CL 28A & 29

PH W20 " SIDINGS } CL 29A, 30, & 30A

PH W23 @ KIDDERMINSTER STN WITH VAN (2-5 TO SHREWS) CL 31 & 31A

PH W23 IN WOLFERTON STN 12-10 PM FOR KIDD. CL 32A.

PH W23 IN EVESHAM STN CL 32.

PH W23 IN BENDLEY STN (FOR TEN. WELLS) CL 33

PH W23 ON LOOP LINE AT WORCESTER CL 33A

PH W33 & W38 TWIN SET AT EVESHAM STN CL 34A

PH W32 WITH TRUCK AT BUILDWAS JCT (4-20 PM BY SHREWS) CL 34

PH W23 PROB. (AT BENDLEY STN. (ALECS NEGATIVE) BW 25/42

" " " (AT WOLFERTON?) " " BW 25/43.

V.G. ART & DIAGRAM DWGS RLY MAG. JULY 39 P.10

DIAGRAM DWG GW MAG 1933 P502 COPY BW 37/31 (GOT)

PH. Railcar W 21 W (Condensed) in Sminden Sheds 49/21
" " " " " " " " CL58A

PH GWR RAILCAR N^o 22 IN FULL GWR COL. (SEV. VAL. PRESERVATION) BW101/15 CL 98
" " " " " " " " BW101/16 & (FRONT VIEW) CL98A

DEISEL RAILCARS SEE RCTS. PART II Sheet 1
PARCELS

VA PHOTO N^o 17 (STREAMLINED) + ART. RLY GAZ MAY 12TH P.71 } See
" " " " " " " " RLY GAZ NOV 4TH. P28 } File.
" " " " " " " " RLY GAZ OCT 3RD P7 }
PH. & ART ON NEW EXP. PARCELS CAR N^o 34 GWR MAR 1941 P279

COPY BW37/25

4 WHEEL DIESEL RAILBVS

PH. W79976 @ SWINDON FOR CLEANING (FROM KEMBLE) CL 35
 PH. VEH. W79978 at SWINDON SHEDS (TETBURY RL CAR.) BW 49/18
 PH VEH W79978 (INSIDE VIEW) 61/21 to 23
 PH. OF GERMAN MADE 4W RAILBVS (KEIGH. & W. VALLEY) CL 99A

DIAG OF N^{OS} 1 & 2 -

BUILT 1903 & CLASSIFIED

RAIL MOTOR DIAG. A. LATER THESE BECAME TRAILERS
 105 & 106 TO

DIAG (TRAILER) A⁶ - PER D. LEE.

STEAM RAILMOTOR COACH (GWR)

PAGE 1

(DIAG) DWG. 57 - 0³/₄ x 8 - 6³/₄ TOP LIGHT. LOT 1037
 PHOTO BW18/13 & 14
 { GWR MAG OCT 1903 P138

PHOTO 0-6-0T (SHROUDED WITH COACH BODY-DUMMY) GWR MAG 1907 P227

PHOTO STEAM COACH

PHOTO & ART STEAM RAILCAR N^o 15 56' LONG (COPY PHOTO (BW18/26)) " " 1905 P81

REF TO LAST WITHDRAWAL OF RAIL MOTORS - - - 1936 P13

V.G. PHOTO STEAM RAILCAR

RLY. MECH. ENG. VOL 1 P83 (MY LIBRARY)

SEE V.G. ART. PHOTOS ETC R.C.T.S. PART II.

PH. STEAM RAILCAR N^o 61 WITH TRAILER N^o 34 GWR? (QUEER MONOGRAM) BW 36/7

" " " " 88 BW 36/8

" " " " 98 BW 36/9


----- ? (POSS. N^o 98 OTHER END) BW 36/10

----- ? BW 36/11

----- N^o 230 POSS. BW 36/12

PHOTO STEAM RAILCAR N^o 1 (HAM. ELLIS RLY HIST. 1887-1947 P113) COPY BW 37/27

V.G. DWGS. & ART. ETC GWR STEAM MOTOR CARRIAGES. RLY ENG JAN 1905 P29
 PADD. MUS.



VERT BOILER

GWR Steam Railmotor

VG.

P. 2

Ph. N^o 43. with white bogies (small smoking compartment) 1905

{ BW 64/6
CL 71A

Ph. N^o 67. " fishbelly " (rare GWR monocoque) 1906

{ BW 64/7
CL 71

Ph. N^o 17. " Dean 8' 6" "

{ BW 64/8
CL 70

Ph. N^o 1 " " " " (with matchboard sides)

{ BW 64/9
CL 70A

BW 64/29
BW 64/30

VG. DWGS & ART. (MATCHBOARD SIDES) N^o 1? INC. BOILER & BODIES. ER RLY ENG 1905 P29

VG. DWGS & DETAILS. N^{os} 73 to 80 SERIALS LOT 1101
81 to 83 " LOT 1129

{ MRN. APRIL 67
P182-3

PH. Kent & East Sussex 4W Railmotor

96/10

PH. CHURCHWOODS EARLIER Railmotor

BW 99/11

PH. N^o 15 (BUILT FOR START) FOR GWR

BW 99/28

PETROL (ELECTRIC) LOCOMOTIVES OR VEHICLES
(GWR)

PETROL (ELECTRIC) MOTIVE CATCH (4 WHEELER)

(CLVB LIB.)

{ PHOTO THE LOCOMOTIVE 1912 P53
COPY BW 16/33

GENERAL ~~(GWR LISTS)~~
REFERENCE (GWR LISTS)

VG PHOTO CAB FITTINGS (TENDER LOCO)	GW MAG 1923 P168
ART. STANDARDIZATION OF GW LISTS	" " 1913 P68
LONG ART. LOCO. DEVELOPMENTS	" " 1913 P64
ART & PH. "HISTORICAL REVIEW OF GW LOCO DEVEL.	--- 1931 → P63
LIST OF ENGINE NAMEPLATES FOR SALE.	--- 1931 P311
PHOTO OF GW MERTVARY AT SWINDON (B.G. LOCOS)	--- 1935 P476
ART. "NOTABLE PAST & PRESENT GWR LISTS (SEV. PHOTOS)	--- 1935 P485
ART ON "ROUTE CLASSIFICATION" GW LISTS	--- 1938 P323
INTRODUCTION OF SENTRY BOXES ON B.G. TENDERS	" " FEB 1904 P18
PHOTO STEAM CRANE NEWPORT STW	BW 19/13
ART & PH. GWR LISTS 1901-51	R MAG 52 P157
LIVERY OF EARLY GWR LISTS	R MAG 49 P208
LIVERY OF "LORD OF THE ISLES" 1851	R " " P276
PHOTO OF LOCO ORNAMENTS & LIV. (GWR) FROM E.F. CARTERS BRILLY LIVERIES	BW 84/13
PH OF CAB DETAILS 4-6-0	BW 99/15
PH. 1ST NG. LOCO BUILT @ SWINDON (DIAG DWG)	99/21
PH GOUCH'S 1ST BOGIE ENGINE "CORSAIR" DIAG DWG	99/22
PH OLDEST NG ENGINE N°-14	99/31

BROAD GAUGE LOCOS

B.G. LOCO 'TINY' ON N. ABBOTT STW

PHOTO

"

"

BW 19/33 & CL 44A
GW MAG. 1930 P.65

COL PHOTO OF B.G. TRAIN NR UFFINGTON (V.G.)

VG. PHOTO OF 4-2-2 (TENDER) "GREAT WESTERN"
"WARLOCK"

BW 1/44
BW 1/67
BW 1/69

PH 9'-SINGLE N°-2002 EX BRISTOL & EXETER (GW MAG 1909 P.50) BW 36/31

PH "INKERMAN" 8'-0" SINGLE

PH B.G. N°-2018 ON LOCAL SERVICE

PH NORTH STAR

PH " " "

BW 99/3
99/4
99/16
99/24

EX BARRY LOTS

2-4-2T Class J
V.G. PH & DWG MRC OCT 55 P.

0-8-2T Class H? M?
V.G. DWG & PH. MRC MAR 53

2-4-2T Cl. C
V.G. PH & DWG MRC OCT 56 P.

0-6-0T Cl. F
V.G. DWG & PH. MRC APR 54

0-6-4T Cl. 139
DWG & PH. MRC JAN 51 P.

0-8-0 TEN. CL. R
V.G. DWG & PH. MRC JUN 55

0-4-4T Cl. G.
DWG & PH. MRC MAR 50 P.

0-8-0 Cl. E
DWG MRC JAN. 52



EX CAMBRIAN LOTS.

PH. 0-6-0 TENDER LOCO (V. NICE) No 31
PH 4-4-0 " " No 94

GW MAR 1922 P167
- - - - P173.

EX TAFF VALE LOCOS

0-6-2T CL A
PH & DWGS MRC AUG 50

0-6-0 TEN. CL. K
DWGS & PH. MRC JULY 51

4-4-2T CL. C
DWGS etc MRC DEC 48 CL. LIB

0-6-2T CL VI
DWGS & PH. MRC MAR 55

0-6-2T CL. D4
DWGS ET MRC JULY 49 " "

0-6-0 ST CL V
DWG MRC AUG 52

STEAM RAILCAR (with side Smoother Door)
PHOT RAIL. MESH ENG VOL 1 P. 83

EX RHYM. RLY LOCOS

0-6-2T CL AR
DWGS etc MRC MAY 56

0-6-2 ST. CL 57 (LATER K CLASS)
V.G. DWGS ETC MRC DEC 49 P184 (NOT)

0-6-0 ST CL I
DWGS MRC APR 57

V.G. DWG & ART. SLS JOURNAL N^o 422 (SEPT 1960)
2 - LARGE MAKERS DWGS & NOTES } SEE LOTO
FROM ERIC MOUNTFORD } FILE
PHOTO N^o 94 (LIKELY SUBJECT TO MODEL) BW 20/40
COPY 37/12

2-4-2 ST. N^o 66 CL. LIB
PHOTO IN RHYM RLY COLOURS LIB.
THE LOTO 1912 P140

STEAM RAIL (MOTOR) CAR
VA DWG & ART SLS FEB 61 P48

0-6-2T CL. A
Complete DWGS & Photos MRC SEPT 53

0-6-0T S' CL.
VA DWG & ART SLS FEB 61 P52

0-6-2 ST (1894)
VA DWG MRN. OCT 65 Centre P.

LOCOS OF RHYM RLY - SLS SEPT 60 P282

EX B & M RLYS

0 - 6 - 0 ST CL. 2
VR DWGS ER MRC SEP 54

2 - 4 - 0 T
DWG MRC AVR ST P160

0 - 6 - 2T
PHOTO GW MAR 1922 P488

EX CARDIFF RLYS

0 - 6 - 2T CL 33
DWG & PHOTOS. MRC MAY 58
VR PHOTOS. R.W. JUNE 52 P130

0-6-0 ST (VERY UNUSUAL) 1860's

V.G. PHOTO
REF

1909 GW MAG P73.
" - - - - P85

L & Y LOCOMOTIVES

0-4-0 T. (PVR)

Prints MRC June 59 P.141
" (Poor) Bw. 7/17
PH N° 51218 CL 86

0-6-0 TENDER

N° 52044 (HORWICH) CL1A.
PH. 52093 (27 CLASS) CREWE CL12A
WORKS
PH 52413 (27 CLASS) SOWERBY CL43.
BDC SHEDS
PH 52461 " " CL43A
PH 52119 (BUILT 1891) RHYL CL44
HORWICH SHED

L&Y NARRAW GATHE "WREN"

PH. loco. CL. 73.

0-6-0 ST. 23' CLASS

PH N° 51444 CREWE WORKS (DARK) CL11A

L & Y 0-6-0 TEND. WCO IN WHITEBEAR

RESTORED TO FULL COLOURS L&Y STN
PH. CLOSE UP. CL 36A.
PH STN YARD WITH WCO CL 36
PH L&Y COAT OF ARMS CL 37 & 37A

2-4-2T

Ph.

{ CL. 69
Bw?

EX LNWR LOCUS

0-6-2T (WEBB WAL)
V.G. PH. RW. JUL 55 P.168
" MAR 58 P.73
ART. R. MAG. AUG 60 P.546
SLS AUG 61 P.231

0-6-0 TENDER
PHOTO N° 58293 (RHYL SHEDS) { BW4/12
CL.68A

0-8-0 TENDER
PH. 48895 CREWE WORKS. CL11

PHOTO OF "EVOLUTION OF LNWR
LOCUS (1829 to 1906 BW.64/58

PH. LNWR STEAM WAGON (ROAD) BW67/31

L.M.S. LOCUS

SEE ALSO POSSIBLY "MIDLAND"

PH. 46122 (SCOT CLASS) AT PENT. RD. CL45
V.G. COL PHOTO 0-8-0 TEN. N° 9500 CLASS 7F BW1/77
V.G. PHOTO --- --- 9525 --- --- BW1/78
PHOTO OF DETS/ELECTRIC N° 10,000 @ JERBY CL.63.

EX L.N.E.R LOCOMOTIVES
SEE PASS. ALSO G.C. RLY. LOCOMOTIVES.

PH. A4 CLASS. N^o 60034 "LORD FARINGTON" AT YORK CL18
PH V2 CLASS N^o 60854 YORK STN CL45A
PH. B1. 4-6-0 N^o 61004 "ORYX." (at ASHBURNE STN) CL. 61A
PH. A4 "MALLARD" Claph. Museum CL. 76A.

EX G.C. LOCOMOTIVES

PH. 2-8-0 TEN N^o 63794 "0-4" CLASS GORTON WORKS CL15&15A
PH. G.C. Coat of Arms on 4-4-0 DIRECTOR CLASS CL16A
V.G. PHOTO DIRECTOR CLASS 4-4-0 N^o 6389 BW1/79

S.R. LOCOMOTIVES INCL LSWR.

PHOTO 0-6-0 TERRIER (HAYLING ISLAND) CL 3 & 3A, 4 & 4A & CL 5

PHOTO N^o 35048 "SIR FRED. PILE" FROM BRIDGE (EXETER CENT) BW 26/30

PH N^o 35018 wheels, 1 motion class at 9/18

PH N^o 34066 "SPITFIRE" (EX. ST. DAV.) BW 28/23

PH 34070 WEST COUNT. CLASS 9/16 & CL 83A

PH 34027 " " " CL 84

PH 34010 " " " CL 88A

PHOTO 'Z' CLASS 30956 0-8-0T (EX. ST. DAV.) BW 26/31

PH. 3 - 'Z' CLASS LOCOMOTIVES ON SPUR 30954.5.6 (--- ") BW 28/26.27

----- 30955-6-7 (--- ") BW 30/26

" Z CLASS 30956 (EX ST. DAV. PLAT 3) BW 30/29

PH 35009 MERCH. NAVY CLASS. 9/17 (WHEELS CLIFF UP.) CL 84A

VG. COL PHOTO ADAMS 4-4-0 TEND. LOCO N^o 563 CLASS T3 BW 1/80

PH SR DIESEL-ELECTRIC N^o 10202 (@ DERBY) CL 63

PH. EX LSWR "S-IS" CLASS N^o 30830 CL 85

SR 0-4-4T N^o 30125 COALING AT SEATON STN BW 29/6

----- 30045 IN EXETER ST DAV BW 30/24

EX MIDLAND

VG PHOTO 4-4-0 TEN
N^o 723 CLASS 3P BW 1/74

COL PHOTO 4-4-0 TEN
N^o 579 CLASS 2P BW 1/75

CLASS 9 (2-10-0 TENDER)

VG PH & ART (MASK) MRN MAR 54 P. 54
ART. JUL 55 P. 149
ART & DIAG. R MAG 54 P 163.
N^o 92021 (WITH FRAME - CRUST. BOILER) BW 1/84
EVENING STAR 92220 CL. 808 & 80A
25KV. E 3000 CLASS ELET (& 91/10)
PH. E 3040 (LONGSIGHT) CL 18 A.

B20W Small REPAIR CAR BW 30/11

BRITANNIA CLASS 4-6-2

PH. 70050 (FIRTH OF CLYDE) CREWE CL 12
WORKS
PH DIAG & ART R. MAG 51 P 184

BR LCCS (VARIOUS)

27000 (ELECTRIC) CLASS

VG. DWG MRN JUL 55 P 145

26,000 (ELET) CLASS

PH. N^o 26022 GORT WKS CL 16
PH. ART ETC R MAG 52 P 267

DELTA

VG PHOTO RW. NOV 55 P 263.
PH & DWG MRN AUG 58 P 190
PH. IN YORK STN (DEAD BIRD) BW 22/20

0-6-0 DIESEL SHUNTER

DWGS & PH. MRN Sept 53.
DWG SKIN. 448 H

4-6-0 TEN. 73000 CLASS

VG PHOTO (COLOUR) BW 1/76

BR 2-6-4T 80079

PH. CL83

BR. (LATEST COLOURS) M.U. DIESEL.

CL.93.

0-4-0 DIESEL SHUNTER D2869

CL 94 & 94A

DIESEL LOCO D5177. (PATRIKRAFT)

CL 93A

2 1/2 1/2 1/2 1/2

0 1/2 1/2 1/2 1/2

0 1/2 1/2 1/2 1/2



0-4-0 DIESEL SHUNTER

BR. (LATEST COLOURS)

M.U. DIESEL

A-4-0 DIESEL SHUNTER

BR. (LATEST COLOURS)

BR 1/1/1

Faint, mostly illegible handwritten notes and markings on the right side of the page, including some numbers and possibly names.

LOCOS (ODDMENTS) NOT GWR

EX GER. J 69 0-6-0T (WILLS)
PH R.M. JUN 59 P145
MRC JUL 59 P151
P.H. loco (CLAP. MUS) CL 76

DREWRY INSP. CARS P291
PHOTO & ART W20 MAG 1913 DEC 15TH
1912 NOV 15TH P229.
PHOTO (3 TYPES) IN LINE BW16/32

L B S CR 0-6-0T (TERRIER)
VA DWA See down file
Details building dates MOD ENR 28TH SEPT 61 P 388

COPPERKNOB FURNESS N^o 3. PH. CL 2.
PH. of loco (CLAP. MUS) CL 77

PH. BOXHILL (CLAP MUS) CL 75 & 75A.

0-4-0 SENTINAL (DEISEL) CRIGGION CL 5A

UNKNOWN 0-6-0 TEN (GREEN) IN YORK
MUSEUM (VA) CL 17.

0-4-0 SMALL SHUNTING } BEYLER
DEISEL } PERCOCK'S

?-?-? DEISEL BODY (YARD) CL 14

NORTH STAFFORDSHIRE LOCOS

0-4-0 SADDLE TANK (C1879) CL 13A

KENNETH & SIR ROBERT ETC
VARIOUS VIEWS CL 19A to CL 22A

BEY. PEAC NG. GARRETT (BEY. PEAC WORKS) CL 14A

H.R. 4-6-0 JONES GOODS N^o 103

VA PHOTO BW 1/82

V.G. COL PHOTO OF ODD 2-2-2 TEN. WLO (YORK MUS) BW1/81 45/24
PH. 4W Petrol Driven Inspection Rail Car A30W (ATCAERSWS STN) 45/25

PH. 4W " " " " " A169 (BENDLEY) 49/7&8

PH. TRACTION ENGINES @ CHELFORD CL. 60A & 61

PH. OF WANTAGE TRAMWAY WLO SHANNON CL. 63A

PH Jim Russell's Fowler Traction Engine CV 202 & 202A.

PH (Close up) of Dennis Motion (on Banks) CL. 69A

PH. OF ADAM: L & SWR. 4-4-0 TENDER WLO (CLAP MUS.) CL. 73A to 74A

PH. OF CAL. RLY RAILMOTOR & TRAILER (FOR CONNEL FERRY) 81/31 & 82/1

PH TROLLEY CAR. 4W. N° 970213 CRANLEIGH UPPER 82/6&7.

PH BEYER PEACOCK VERT BOILERED STEAM TRAM WLO (CRICH) CL 86A & 87

PH ASSORTED WLO FOR SCRAP IN BARRY ISL. SIDINGS { CL 85A & 87A & 91/15

PH GAZELLE (LONGMOOR CAMP) CL 97 & 97A

PH 0-6-0 ST (WOOLMER) CL 96A

PH AVELINE BARFORD RAIL TRACTION ENGINE (SHEFFIELD PARK STN) BW 100/12 to 16

PH. CAL RLY 8'-4" SINGLE LOCO ODDS. (NOT GWR)
PH " " 8' " BUILT 1860's
N-83A BW 99/2
99/12

PH. BERTIES (LSW?) 2-4-0 ATLANTA (UNDINE CLASS) BW 99/13
PH. 'GAZELLE' AT LONGMEER MILITARY CAMP BW 100/19, 22, 23 & 24.
PH 0-6-0 SADDLE T (" " " " "WOODMER" BW 100/21

DEISEL LOCOMOTIVES

D 600

PHOTO D 600 IN PADD STW

Ph. D.1744 (newly painted) at Gloucester Str CL 72A

B0-B0 Diesel N° 8308 at SELBY BOX

CL 95

PH. BR 0-6-0 DIESEL SHUNTER N° 2073.

BW 100/3

PH 0-4-0 PLANET DIESEL AT QUARRY.

BW 100/9 to 11

BLUE PULLMAN

V.G. ✓ COL PHOTO

RLY GAZ. MAY 3RD 1963 P. 5 (V.G.)

CLAYTON TYPE 1 Diesel



PH. & DWG MOD RLYS.
BR 62 P. 380
(BOUND)

DIESEL LOCOM

WARSHIP. CLASS D800 -

PH. D828 (Magnificent) on Freight Train at Highledge Quarry

BW 26/25

V.G. PH D834 (PATHFINDER) at GLOUCESTER

CL 2A

PH. D800 (SIR B. Robertson) at SWINDON

CL 56

V.G. PHOTO & DWG & ART ON WARSHIPS. D800

MRC OCT 1970 P326/7
GOT.

DEISEL LOCOS

D1000 CLASS (WESTERN ENTERPRISE CLASS)

PHOTO D1000 (WEST ENT.) 8-15 PM FOR BRIST PONT RD HEREFORD SHREWSBURY
AT EXETER (ST DAY) BW26/36937

PHOTO D1000 (WEST ENT.) IN DESERT FAWN (EXETER STN) CL. 51, 51A & 52.

PH. & DWG. TYPE 4 DESERT HYD. D1000 SERIES R. MAG. MAR 62. P. 160

PH. D1010 (WEST. CAMPAIGNER) SWINDON SHEDS CL. 57

PH. BOTTLES FOR WEST. ENT. CLASS (PROBABLY)! CL 57A.

VG. PH. WEST ENT. ALSO VG. ART ON IMPROVING 'TRIX' MODEL OF THIS LOCO
MRC DEC 1965

DWG IN MY IAN ALLAN BOOK "BR MAIN LINE DEISELS"

VG. ART & PHOTOS. MOD. QLYS 1962 P191 -> 198 ALSO P29 (2ND HALF OF SAME BOOK)
(BOUND)

VG. PHOTOS (FOR MODELING) MRC OCT 65 P276 & DEC 65 P328

VG. DWG & PHOTO MRC JULY 1971 CENTRE PAGES GOT.

DEISEL LOCOS. (HYMER)

Va.

PH. D. 7074 (SWINDON SHEDS)

CL. 56A.

VG. ART & PHOTO MOD QLYS 1962 (BOUND) P191 etc.

NARROW GAUGE LOCOS

VALE OF RHEIDOL

PH. "OWEN GLYNDWR" (ABERYSTWITTH)	CL. I
VG. PHOTO (" ")	BW 1/71
PH 2-6-2T Prince of Wales. (Aberystwith)	CL 95A
PH - - - - OWEN GLYNDWR "	CL 96

NARROW GAUGE LOCOS

FFESTINIOW

PH. MERVIN ENRIES AT BOSTON LODGE AFTER OVERHAUL SLS TRIP.	CL 23A & 24
PH SIMPLEX DIESEL BEHIND ARMORED VEHICLE EX 1914 WAR	CL 23.
PH "EARL OF MERIONETH EX" TALIESIN AT PORTMADOC SLS "	CL 24 A
PH. "LINDA" EX PENRYN RLY @ MINNFORD STN.	{ CL 65 & 65A
" " " " " " " "	& CL 66
PH "LINDA" - - - - (Repainted) at TAN-Y-BLOCH	CL. 66A, 67 & 67A
PH. LINDA @ MINNFORD STN	BW 65/9/14

RAV. & ESK

PH. Diesel on Turndabbe at Dalegarth Stn	CL 17A.
--	---------

N.G. LOCOS
PENRHYN RLS. (BETHESDA
QUARRY)

PHOTO	SCRAP LOCOS AT WORKS NR BETHESDA	CL 38 & 38A & 39
"	" " LOCO 'EIGIAU'"	CL 39A
"	" " JUBILEE 1897	CL 40

N.G. LOCOS WELSHPOOL & LLANFAIR

PHOTO	COUNTESS @ LLAN CAERINION.	CL. 62.
"	EARL & COUNTESS. - - -	CL. 62A.

N.G. LWS
(FAIRBOURNE RLY) NR BARMOUTH

Ph Low ?

CL. 72.

N. G. LWS ETC 1.0. M.
& MANX ELECTRIC

- PH. OF 2-4-0 TANK Loco ("") AT DOUGLAS STW. CL. 78A
PH. OF MANX ELECTRIC CAR AT RAMSEY. CL. 79.
PH. OF TWIN DIESEL RAILCAR (EX DONNERAL?) AT DOUGLAS STW. CL. 79A.