

R1227939  
MAY 82

ADDRESS (colour) P.O. BOX 14  
HEMEL HEMPSTEAD.  
HERTS. 4 1/2 D

FOR PROJ. - PUT IN WITH PHOTO UPSIDE DOWN &  
GLOSSY SIDE TOWARDS YOU.  
(THIS USUALLY MEANS "VIEW FROM THIS SIDE" AT TOP EDGE)

L.G. & R.P. PHOTOS. now in the hands of -

MR L.T. GEORGE,  
90, SCHOOL RD.  
HOCKLEY HEATH WARWICKSHIRE

Per Colin  
Stevens

LOCO. PUB. CO. PHOTOS (LIST AVAILABLE IN TR. ILLUSTR. SEPT 1958)

SEE MY TYPEWRITTEN LISTS OF L.G. R.P. & LOCO PUB. PHOTOS  
WHICH INFORMATION CAME FROM COL. STR.

WESTERN REG. OF BRITISH RLY'S  
PUBLIC RELATIONS & PUBLICITY OFFICER.  
14, BISHOP'S BRIDGE RD,  
PADDINGTON, LONDON W.2.

PILNING JUNC  
(FOR AVON MOUTH &  
~~SEVERN~~ BEACHES.

MAY 62

'Odd' vehicles on left branch opp PILNING from SEV TUNN JUNC  
(after tunnel) - old low tender & goods vans (accessible).

also old Clerestory Boys Coach on right in siding's about  
1/4 m further on

PHOTO OF STN. looking towards SEV. TUNNEL  
PH. Double Header climbing thro' PILNING STN

BW 67/3  
67/4

MAY 62.

PLYMOUTH

FOR LAUNCESTON  
BRANCH.  
INCL. TAVISTOCK.

PH. ~~PH.~~

- ① First 3/4 miles out of Plymouth heavy gradients & 2 or 3 high viaducts (prob. in-accessible by road) PLYMOUTH/LAUNCESTON
- ② YELVERTON 1st biggest STN - nicely proportioned buildings in wood with TYPICAL G.W. overbridge (looks photoworthy tho' dark & short of paint.)
- ③ Note TAVISTOCK ("all over" Roof.)
- ④ LYDFORD STNS (2) right together S.R. & G.W.

AUG 1960

2 - SHORT G.W. COACH BODIES  
IN STN SIDINGS (ON BLOCKS)

PONTREILAS

TO HAY  
(GOLDEN VALLEY LINE)

AUG 1960

- ① AT PONTREILAS JUNCTION LINE IS STILL THERE GOING UP TOWARDS HAY  
(But could be only 1/2 mile say.)
- ② Explore all stations to Hay (ie. from HAY say going South to PONTREILAS  
(might be oddments. of station buildings))

REF. TO CLOSING OF "GOLDEN VALLEY" RLY  
REF

R MAG 53 P207  
--- 51 P645

PONTSTICILL JET.  
STN.

PH PONTSTICILL STN Damman.

92/5 & 6 (SIG.)  
BOX

(NOT VERY ACCESSIBLE)  
would probably need to seek  
permission to get inside.

may b2.

PONTYPOOL RD.  
(CHANGE FOR ABERDARE  
& MYRTHYR)

SHEETS:- 2 - old long bogie brake van (RWD) (Prot. DOMESTIC OR REPAIR  
VANS)

The 6 - GW Coaches at Llantarnum Stn were last  
reported to have returned to PONT RD

PHOTO FROM LOOP LINE (SLS TRIP)

BW19/21

PORTHCAWL  
BRANCH

ART.  
PHOTO

R. MAG. MAR 54 P. 149  
REMAINS OF SPARK ERECTOR ROOF ON BRANCH BW 31/32.

PORT TALBOT  
& S. WALES  
MIN. RLYS.

ART. R. WORLD NOV 55 P. 246

SEE ALSO (POSS) TITLEY JCT BRANCH)

PRESTEIGNE &  
NEW RADNOR  
BRANCHES

PRESTEIGNE BR.

RLYS OF WEST HEREFORDSHIRE R. MAG. SEPT 57 P. 599  
PH. PRESTEIGNE STN FROM BUFFER STOPS. CV41A  
PH PEMBRIDGE STN ON LEOMINSTER TO PREST BRCH. CV42  
PH KINGSLAND - - - - - CV42A  
REF TO CLOSING R. MAG 51 P710

NEW RADNOR BRANCH

PH. NEW RADNOR STN REMAINS CV39 & 39A  
PH DOLYHUR STN REMAINS (TRACK LIFTING) CV40  
PH SCENE ON NEW RAD. BRANCH (VALLEY) CV40A  
PH KINGSTON STN

PRINCESS  
RISBOROUGH BCH  
(FROM OXFORD)

ART. (G.W. RAILCAR IN 1958) R. MAG FEB 58 P. 105  
REF. R. MAG 49 P276.  
PH. OF OVERBRIDGE (THAME STN.) 51/21

REF. RMAG. 54 P. 441.

PRINCETOWN  
BRANCH  
(FROM YELVERTON, ON  
THE PLYMOUTH-LAUNCESTON  
BRANCH

PH. PRINCETOWN STN. (SELECT. STN VIEWS BOOK 1 P 46) BW 36/30  
SHORT ART. R. MAG. 1957 P 441

Colin St. reports Bogie Car 9978 & 4W 9940, 48, 93 in  
2th siding of side

PYLE


PHOTO LINE OF OLD COACHES IN PYLE STN

CC 40

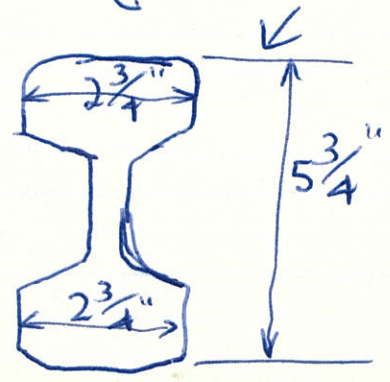
# RAIL

ART & DWGS (NEW STD RAIL)

RLY MAG 49 P270

TRACK INTRODUCED 1897. WAS  $5\frac{3}{4}$ " HIGH. X  $2\frac{3}{4}$ " WIDE. RLY ENG. (??) PADD. MUSEUM.  
 OLD TYPE (BRUNEL?) RAIL  LAID ON WHAT ID. WOOD (FRONTS) PH 62/33  
 & CV 180A

GWR Main Line Rail (see RLY ENG 1897 P355)



NEW BULLHEAD RAIL BY  
 KING'S CROSS FIRM. -  
 LETTER BY M.S. CROSS  
 IN MORN OCT 65 P375  
 HE QUOTES: COPIED  
 FROM B.R. 95R STD  
 BULL-HEAD RAIL WHICH  
 IS  $5\frac{23}{32}$ " HIGH X  $2\frac{3}{4}$ " WIDE

PHOTO CONCRETE BLOCK TRACK WITH METAL TIE RODS (BLEDLEY)

BW 101/3&5

## RAVENGLASS & ESKDALE RLY

ART.	R	WORLD	OCT 53	P223
"	"	"	APR 53	P90
"	"	"	MAY 53	P.118
NG. DES. HYD WCO ON TRIAL	R.	MAG	JULY 61	P513
ART & PHOTOS	R	MAG.	53	P483
REF	"	"	51	P423 & P637

PH. DALEGARTH STN (MOUNTAIN IN BACKGROUND)

CV. 87



READING

GR. WEST. HOTEL (RECEPTION) TEL READING 53255.

THE GEORGE HOTEL. (KING ST?) READING 53445 (TEL. NO)

RHAYDIER

May 62 Few vehicles in sidings (not much on this line)

Lovely ornamental WATER COLUMN on STW Platform.  
↑  
Very nice Sdn. ← WORTH A PHOTO

RHEIDOL VALE  
BRANCH  
(FROM ABERYSTWITH)

ART. R. MAG DEC 1960 P. 881

" R. WORLD DEC. 1953 P. 280

" " MAR. 1953 P. 68

M & M 'CHAIR' ON BRANCH (NR ABERYSTWTH) R MAG FEB 52 P 91 (ACRT)

PH. NG. TRAIN AT ABERYST

CV 34

PH. PRINCE OF WALES NG. Loco AT DEVILS BRIDGE

CV 36

ART & MAP & PHOTOS.

R. MAG 47 P 217 & 242

RHYL STN

Irish Mail at Speed thro' Rhyll Stn - N<sup>o</sup> 58023? BW 4/14 & CV 206A

Various Locomotives in Rhyll Sheds 2P, 4F. & LNWR 0-6-0 " 11, 12 & 13

PH. RHYL SHEDS (EASTER FRID 1962)

CV 136A

OLD 4W COACH BODY ON STN PLAT (COL. STREET)

RHYMNEY  
& RHYMNEY RLY

RHYMNEY RLY

ART & PHOTOS GWR MAG 1922 P.443.  
V.G. ART INCL SHEDS, ETC SLS. JUN 61 P.166  
LOCOS OF RHYM RLY PART 2 SLS SEPT 60 P.282.

"GENERAL"

ROAD

VEHICLES

- |           |   |                              |
|-----------|---|------------------------------|
| REF.      | "JUBILEE OF GWR ROAD MOTOR SERVICES" RMAG 53 P.710                            | GWR. PAGE                    |
| V.G. ART. | "EARLY GWR ROAD SERVICES" INCL PHOTOS   | RMAG 52 P.627                |
| PH.       | 1ST GWR TIME TABLE (BR MAG. WEST REZ VOL 4 N <sup>o</sup> 8)                  | BW 23/1 to 3.                |
| PH        | GWR REMOVAL VAN (ROAD).   | BW 64/3.                     |
| PH.       | OLD "GENERAL" LONDON BUS (CLAP. MUS)  | CV 219 & 219 A               |
| PH.       | OLD LONDON BUS " "  | CV 220                       |
| PH.       | "THOMAS TILLINGS OLD ROAD COACH (CLAP MUS)                                    | CV. 221 A                    |
| PH        | KENT & EAST SUSSEX ROAD COACH (" ").  | CV. 222.                     |
| PH.       | OF RICHARD GARRETT 6W & 4W STEAM WAGGONS & ELECTRIC VEH'S<br>& TROLLEY BUSES. | } 83/3 to 37<br>} 84/1 to 10 |

"ROAD MOTOR JUBILEE"50TH. ANNIV. OF 1ST RLY MOTOR OMNIBUS.SERVICE BETWEEN HELSTON & LIZARD. -ROAD  
VEHICLES.

PAGE 2.

1st Rly Omnibus Service put in service 17th AUG 1903. They were German made MILNES-DRIMLER Single Deck Open Body & carried 22 passgr. Bought 2nd hand from Sir George Newnes who gave in due to severe opposition from proprietors of horse drawn vehicles. 2 years later by AUG 1905 GMR had 58 pass & 8 goods vehicles in use acting as feeder services to the railway. During this time nearly 1 M. miles were run and over 600,000 passgr carried with a single fatal accident. These early buses were run contrary to legal requirements as the law still req'd a man with a red flag to proceed in front of any vehicl exceeding 3 T. & this was not modified until 1904. Ready for the road these vehicles weighed about 3 1/2 T. but they were weighed with much of the equipment removed and the chassis painted as 2 T - 19 cwt "unladen weight". A few weeks later Oct 12th 1903 the 1st fully enclosed body was put in service seating 18 passgr & carrying 15 cwt of luggage on the roof. Passgr were picked up & set down at any point on the road and ~~initially~~ initially the buses were not req'd to carry REG. PLATES, or LICENCES and were limited to 12 M.P.H. which could barely be obtained except down hill. Drivers had many difficulties - brakes were applied

CONTINUED PAGE 2.

direct to the solid rubber tyre on rear wheels. Uphill work was dangerous as buses would run backward if stopped involuntarily and Conductors would walk beside rear wheel with a wooden scotch in his hand just in case. In dry weather, dust was appalling to passgr in seat & special dust shields had to be fitted to give some measure of protection. The petrol tank was fitted under the rear of chassis needing pressure fed to the engine & initial pres. was obtained by hand pumping air into the tank when engine was running - pressure was obtained by means of a valve from the exhaust system. If this failed, driver had to use hand pump. Petrol was 4<sup>th</sup> gall. supplied in 40 gall. drums, from which it was pumped direct into the petrol tank. The early solid tyre cost £200/set = 3 1/2<sup>nd</sup> a mile against today's 1/2<sup>nd</sup> a mile approx. Drivers were exposed to all weather & had to wear heavy protective clothing. To avoid distraction to driver, ladies were discouraged from sitting on the front seat with the driver, by reserving the front seats for smokers, but as even in these days, it was found that some women smoked - an extra charge was made for ladies sitting next to the driver - a large notice being displayed accordingly. Finally, these seats were reserved for men only. Altho' the GMR couldn't claim to have run the first motor omnibus in this county, they were one of the first in the field and it was over a year later that motor omnibuses appeared in the streets of LONDON.

ROAD  
VEHICLES

PAGE 3.


# BUSES

# ROAD VEHICLES

THIS ISN BOOK  
LOANED BY  
MR ENGLISH  
HELSTON

- PHOTO (1ST BUS) SERV. HELSTON to LIZARD 1903. COPY BW18/11 (POOR) (BUSES) GWR
- PHOTO (1st " ) FRONT VIEW - - - - - GW MAG 1922 P132 } PAGE 1
- PH. OMNIBUS. 1835-1935
- PH. & ART. GWR OMNIBUSES TIMES' CENTENARY REPRINT P106
- PH & ART - - - - - (OLD & NEW) GW MAG 1922 P.363
- PH. GWR OMN. - - - 1923 P219
- PHOTOS OF GWR BUSES - - - - - P412
- PH. SIN. DECKER INCL. INSIDE VIEW - - - 1926 P389
- PH SIN. DECK MOTOR BUS - - - 1927 P286
- PH 1ST BUS HELSTON TO LIZARD - - - 1930 P28 & 30
- PHOTO ONE OF 1ST ENCLOSED BUSES (GWR) N<sup>o</sup> 8 (BR. MAG. VOL 4 N<sup>o</sup> 8) GW MAG 1938 P442 (BW18/8-10)
- PH 22 SEATER N<sup>o</sup> 1 (WEST REG) BW23/4
- PH 1ST. D. DECKER GN BUS AT PENSANCESTON - - - - - BW23/5
- PH ONE OF 1ST SIGHTSEEING BODIES C1904 - - - - - BW23/6 &
- PH GWR CLOTH TOP CHARABANC VC. GW MAG 1919 P152. <sup>SV</sup> 222A

PHOTO :- D. DECKER (SIDE STEPS) MY FAVOURITE. ROAD VEHICLES (BUSES)  
 GW MAG 1905 P206. COPY PHOTO. - (GWR)  
 BW18/24 & 25 BUT PART CUT OFF PAGE 2  
 BW23/20-21 & 26 PROB. BEST

- PH. VG. Observation Coach GW MAG 1905 P173
- PH. VARIOUS BUSES @ SLOUGH STN BW18/28 - - - 1906 P194
- PH. SINGLE DECKER - - - 1907 P39
- PH Various Buses. - - - - - P157
- PH. (VG.) NEW OPEN CHARABANC  - - - - - P206
- PH - - - - - P226
- PH Various Charabancs - - - - - 1909 P217
- PH. S. Deck Observation Coach - - - - - P262
- PH Various Motor Coaches. - - - 1910 P110.
- PH New S. Deck Observation Coach - - - - - P172.
- PH & ART. - - - - - - - - - - P239
- PH OBSERVATION CAR. - - - 1911 P234
- PH - - - - CHARABANC (CLOTH TOP) - - 1915 P74
- PH & ART. Road Vehicles for Munition Workers - - 1919 P21
- - - VAR. BUSES WITH GAS BALLOONS ON TOP. - - - - - P41
- PH Long line of buses at ASTCOT races (POOR PH) - - 1920 P168
- PH SING. DECK AEC "GENERAL" NOT GWR. - - - - - P235

DELIVERY ETC

ROAD VEHICLES

GWR

PAGE 1

PH. Steam Waggon with Trailer

GW MAG 1905 P173

PH. ELECTRIC DELIV. WAGGON

GW MAG 1906

P.83

PH. VARIOUS HORSE DRAWN ROAD VEHICLES

1909

P280

PH. 3 WHEEL PARCELS CARRIER

1910

P172

PH & ART. PARCELS & DELIV. VANS

1911

P162

(THORNEYCROFT CHASSIS)

1915

P49

PH & ART. PARCEL VAN (WITH GAS BALLON)

1919

P41

PH & ART. ELECT. VEHICLE FOR PARCELS DELIVERY

1920

P69

PH. HORSE DRAWN PARCELS VEHICLE

1922

P363

PH. 3 WHEEL TRICYCLE FOR PARCEL DEL.

1923

P77

PH & ART. PARCELS VAN (LORRY)

- - -

P220

PH & ART. 'AEC' GOODS LORRY (MODEL)

- - -

P517

PH. GW LORRY

1926

P346

PH. GWR FODEN STEAM WAGGON

1930

P30

PH. " LIVESTOCK LORRY

1930

P516

PH. 2-VG. GWR LORRIES

1927

P64

~~PH. GWR STEAM TRACTOR CHASSIS ETC.~~

~~1929~~

~~P150~~

PH. GWR MILK LORRY

1933

P64

PH. GER BUSES. c1904

BW 37/28

DELIVERY ETC

ROAD VEHICLES

GWR (ETC)

PAGE 2.

PH. FLAT LORRY FOR CONTAINER BOX

GW MAG. 1933 P204

PH. GWR SMALL FORD DELIV. VAN

- - - P205

PH. SMALL MOTOR LORRY N° 18 (DERBY WORKS)

BW 50/5

PH. of LNWR STEAM LORRY

BW 64/57

PH. of GWR. FIRE ENGINE (CLAP. MUS.)

CV. 220 & 220A

PH. of 1928 FODEN 'D' TRACTOR (RALLY @ LOWTON)

CV. 259A to 260A

PH. STEAM DRIVEN ROAD VEHICLE (NR ROCHDALE)

CV 311

PH. PASS. OBSERVATION CAR

{ BW 99/27


PH. GOODS VEHICLE

{ " " "

ROYTON (SCRAP YARD)  
 (SEE SEP. SHEET FOR  
 ROYTON JCT.  
 I.E. WOODSTOCK SIDINGS.  
 BW 8/18-23.  
 - - - /24  
 CV 19A

V.G. PHOTOS OF EX G.N.? L.W. COACHES CONDEMNED  
 PHOTO OF BOZIE COACH SKELETON  
 PH. GEN SCENE OF BREAKING UP YARD

- ① Bolton Waggon Works sidings adjacent. ← 2 TRACKS ONLY
- ② In evening SUN, shining towards line to Rochdale.  
 (MIDDLE JUNE 1962)



ALL LABELS ADDRESSED "FOR ATTENTION OF A.E. ROBSON"  
 But not known by anybody.

"FRANK" seems to run the place  
 Recommended similar sidings - WARDLEWORTH SIDINGS, RUGBY RD. ROCHDALE (NOT ACCESS AFTER 4-30 PM)  
 States B.R. official, Mr George Burdiss comes from DERRY every THURSDAY to examine vehicles & give instructions (after 10 AM up to 1 PM)  
 also MR EVANS works in Little MIDLAND COACH, MON. WED FRIDAY (his predecessor was GWR man - had a stroke).

PH. WOODSTOCK REPAIR & INSP. SIDINGS  
 PH. ROYTON JCT STN. & SIDINGS (FROM RD BRIDGE)

CV 20  
 BW 50/7

INCL. RHYL TO RUTHIN BRANCH G.G. (RHUDDLAN)

RUTHIN BRANCH  
INCL DENBIGH  
FROM CHESTER

← ALSO

MOLD STN SCENE  
TWO TRAINS AT NANNERCH STN  
DENBIGH STN BUILDINGS  
MORNING GOODS LEAVING RHUDDLAN STN  
PH. WITHDRAWAL NOTICE MOLD STN  
PH. RUTHIN TRAIN ARR AT MOLD STN  
PH. OF GRADIENT POST. 1/6600 RHUDDLAN STN

BW13/1  
---/2 & CV133A  
---/4&5  
---/6 & CV134A  
CV. 133  
CV 134  
BW45/8

CHOC & CREAM 57' TOPLIGHT CAMP. COACH N<sup>o</sup> 9877  
reported here in July 62 (PAT ENR)

ST. AGNES.

COL. STR. REPORTED SAME COACH AT ABERDORVY JUNE 62.

57' TOPLIGHTS 9896 & 7. CAMP. COACHES. HERE JULY 62 (PAT. ENR)



Nº 9925 (EX 2456) & 9926 (EX 2461) CAMP 6  
Coaches reported here July 62 (PAT ENG.)  
(Both 5) - Toplights

S.T. EARTH.

9898 & 9 (5) - TOPLIGHTS) CAMP. COACHES  
reported here July 62. (PAT ENG.)

ST. IVES.

MAY 62.

- ① V.G. photo could be obtained of SALTASH BRIDGE  
from this STATION  
— see →
- ② Note. Post Pull Service was running between SALT. & TAVISTOCK.

SAVERNAKE  
STN  
H.L & LL

PHOTO OF <sup>or.</sup> TORBAY EXPRESS APP. SAV. (LL)  
PH. OF SAVERNAKE H.L. REMAINS

CV. 188  
CV. 187A.

SCOTLAND  
MISCELLANY.

PH. BUNNET HEAD. CAITHNESS. (MOST NORTH. PART OF BR. MAINLAND)

CV 287  
CV. 288 & A.

PH. BUCKIE FISHING BOATS IN HARBOR

SETTLE TO CARLISLE  
LINE

PHOTO RENT STN SCENE

BW 100 6

SEE ALSO BRIDGES

SEVERN BRIDGE

ALSO BERKELEY RD - LYDNEY TOWN BRANCH

ART. SEV. BRIDGE RLY.

R. MAG JAN 61 P 22

Locos: - SEV. & WYE JOINT RLY.  
(KIND. & LYDNEY JCT.)

R. WORLD JAN 53 P 13 & FEB 53 P 40  
& MAR 53 P. 57.

PH SEV. BR STN REMAINS 1966

CV 267 & 91/3

PH " " APPROACH (OVERGROWN)

CV 267 A & 91/4

PH EARLY SUN. MORN GOODS GOING UNDER SEV. BRIDGE TO NEWART { CV 268  
91/5

MAY 62

2 - OLD LONG BUTRIVANS (SHEDS) COULDN'T SEE POGIES

LOCO SHEDS LOOK INTERESTING (FAIRLY ACCEPTABLE)

" " (SEVERAL 28XX down lower) also 6666 loco.

SEVERN TUNNEL  
JUNCTION

(CHANGE FOR  
LYDNEY & CHEPSTON

Big Shunting Yards & Numb memorable from Road Bridge.  
(Should be a good assortment of vehicles).

NO REFRESHMENTS ON STN.

72nd bogie vehicles for car traffic thro' tunnel, in STN sidings.

SHIPSTON ON STOUR  
BRANCH

FROM: - MORETON IN MARSH

PHOTOS OF TRACK LIFTING PROCEDURE

PH. STRETTON ON THE FOSS STW (ON BRANCH)

PH. LAST FEW YARDS OF TRACK REMAINING

PH. SHIPSTON ON STOUR STN REMAINS (FIRE BRICK)

PH. " " " " (CLEANED UP.)

CV 127 to 130

CV 130A

CV 131 & 131A

CV 132 & 132A

51/31

SHREWSBURY  
& SHREWSBURY TO  
KIDDERMINSTER LINE  
(SEVERN VALLEY)

PHOTO ABBEY STN 1872 " POTTERIES Shrewsbury & N. Wales Stn " THE WCO. 1912  
ART PHOTO & DWGS. SHREWSBURY STN GWR MAR 1925 P175 P114 (MMS LIB)  
PH. SHREWS. STN LOOKING S. CV. 100  
N. CV 100A

SHREWS - KIDD (SEVERN VALLEY LINE)

PH. FUNICULAR AT BRIDGENORTH

PH. 1ST CAST IRON BRIDGE (IRON BRIDGE STN)

CV 74

CV 114

# SHROPSHIRE & MONTGOMERY

RLY

(SHREWSBURY - ABBEY FOREGATE TO LLANWYNEON)  
INC. CRIGGION BRANCH FROM  
KINNERLEY JCT

PH.	REMAINS OF ABBEY FOREGATE STN (SHREWSBURY)	CV 92.
PH	" " S&M RLY STN AT LLANWYNEON	CV 92A
	REMAINS OF KINNERLEY JCT STN	CV 93.
PH	OF SE&CDR CHAIR & SE&CR & 1865 CHAIR (NR HODKINGGATE) (S4M)	CV 95A to 96A
PH.	GOODS TRAIN APP. SHREWS (300YD RAIL LENGTHS) FROM "	CV 98
PH.	FORD & CROSS GATES STN REMAINS	CV 98A
PH	EDGEBOLO STN. REMAINS	CV 99

## CRIGGION BRANCH

	REMAINS OF CRIGGION STN. CV 93A. (DAD ON PLAT. WITH TRUCK CV 94)
	END OF CRIGGION BRCH. (ROAD BRIDGE) CV 94A
	WD BRIDGE OVER SEVERN CV 97A.

## SIGNALS

GWR

PH.	SIG GANTRY APP. EX. ST DAVIDS FROM WEST	BW 26/32
PH	----- (BUT CLOSE UP OF SEMAPHORES)	BW 26/33
PH	----- (BUT CLOSE UP OF BASE)	BW 26/34
PH	----- (NEWTON ABBOTT STN)	BW 28/1
PH.	PLAT SIGNALS. PLAT 3 EX. ST DAVIDS.	BW 28/24
PH	" " (ACROSS PLATFORMS) "	--- /25
PH.	BACK VIEW OF SINGLE POST SEM. SIGNAL (PAIGTOW STN)	--- /38
PH.	(BACK VIEW) SINGLE POST WITH ROUTE INDICATOR (TIV JCT)	BW 29/26
"	(FRONT " )	--- /27
"	SIGNAL (ROUTE INDICATOR) EX. ST DAVIDS PLAT 6	BW 30/25
VQ.	ART & PHOTOS, EARLY & STD GWR SIGNALS	GWR MAG 1913 P194 →
3-	SIGNALS FOR EYE TESTING AT SWINDON	CV. 190A & 63/2
PH.	SIGNAL GANTRY (VQ) @ EXETER ST DAVIDS.	BW 64/53.
PH	SIGNAL BRACKET (S? ASPECT) DOVEY JCT	BW 67/28
PH	SIGNAL GANTRY BARRY ISL.	91/14

SIGNALS  
(NOT GWR)

- PH. SR. DOUBLE SIG. GANTRY (SEATON JCT) BW 29/7
- PH EX BARRY RLY 'SOMERSAULT' ON CARD TO PONTYPRYDD BW 32/2
- PH. LARGE GANTRY AT YEOVIL JCT. BW 62/37.
- PH. S&D SIGNAL AT MIDFORD STN CV. 181
- PH EX LSWR SIG GANTRY NEAR FLEET STN CV 266A
- PH. DOUBLE  $\nabla$  SIGNAL POST BW 98/8
- PH SIGNAL GANTRY OUTSIDE INVERNESS 98/13.
- PH " " " " " " " " " " " " (DOUBLE HEADED SLEEPER - TO LONDON) 98/14

SIGNAL BOX

- Ph Andoverford Box M & S W JET Rly 63/26
- PH TERN - HILL (REMAINE) BW 101/24

SILVERTON STN.

(ON MAIN LINE WEST)

DH. STATION FROM RD. (IN RAIN) VERY NICE

CV. 159A.

SIRHOWY VALLEY

& ITS RLYS.

ART.

R. MAR 1940 FEB P 75 (GOT)



2' - 3 3/4" G.

PHOTOS & NOTES

R. WORLD NOV 61 P370 (M. DONE)

PH.	HOPPER WAGGONS, S. & DISTRICT RLY.	CV.106A
PH.	EXCHANGE SIDINGS (TO MINSTERLEY BRCH.)	CV 107 & 107A
PH.	S & D RLY SCENE	CV 108
PH.	- - - WAGON	CV 108A

SONNING  
CUTTING

PH.	PADD to -	EXPRESS IN CUTTING	CV 269
-----	-----------	--------------------	--------

see MRN. SEPT 65 P339

FOR DETAILS  
OF PRESSURE ETC

SPRAYING  
EQUIP.

RIPMAX LTD. 80, HIGHGATE RD, KENTISH TOWN  
LONDON NWS.

Compressor Unit. 11-17-0  
Shading Brush 4-12-3.  
16-9-3 COMPLETE.


SOMERSET & DORSET  
RLY

Ph Light Engine thro' MIDFORD STN CV. 181  
Ph Pan Train out of " " CV 181A  
Ph VIADUCT at MIDFORD STN (LIMPLEY STOCKE LINE BENEATH) CV182

JUNE 1962

STANEDGE

- ① MID AFTERNOON OK FOR SUN FOR PHOTOGRAPHING FROM RD (ABOVE TUNNEL FACES)
  - ② UP To 7-30 PM, sun was not shining on tunnel faces (TUNNEL)  
(probably early morning 7-AM only chance)
  - ③ Good elevated photos of all tunnels from road climbing away which leads to STANEDGE STW. (but SUN not well placed as stated above)
  - ④ Little Traffic on SUNDAYS. - all day.
  - ⑤ "Steam through quite frequent week days"
  - ⑥ All tunnels used - even the canal sometimes by students -
  - ⑦ Good photo prob. obtained of loco just coming out of Double Box tunnel by standing in DRY river bed bridge (climb down & iron steps)
- PHOTO MULT DEIS. EMERG FROM TUNNEL 3PM W/C TO LEEDS BW24/7.  
 PHOTO TRANS-PENNINE ENT STAN W 6-10PM EX LEEDS BW24/16



SEE ALSO TIV. BRANCH

SEE ALSO (POSSIBLY) "SIPHONS" IN FREIGHT BOOK

STOKE CANYON STW  
JCT FOR EYE VALLEY

- PHOTO LINE OF SIPHONS (ST. CANYON SIDINGS) BW 28/8.29
- PHOTO OF KING (6026) HEADED TRAIN FOR PENSANCE (AT SPEED THRO ST. CANYON) BW 28/28
- PHOTO OF TRACK C1883 WITH INSIDE KEYS BW 29/35
- PH. WEST. STAR D1006 ON CORNISH REV. TRAIN AT SPEED BW 30/31
- PH. ~~518~~ ~~AN EX~~ EXETER PH. FAMILY HAVING TEA CV 140
- PH. LINE OF COND. SIPHONS CF 20 & 20A
- " " " " " CV. 140A.

STOW IN THE WOLD STW

Pit. From RD BRG.

CV. 118A

SURREY IRON RLY

BUT NOT PASS TRAFFIC

WORLD'S 1ST PUBLIC RLY ART & MAP  
MAPS & REF

RLY MAG 50 { P 134  
RLY MAG 47 P 327-9 { P 358

SEE BURY MRT & GWEND. RLY  
" PORT TALBOT

SWANSEA

COL STR. REPORTS PYTHON B DW 150016 IN CARR SIDINGS ON DOWN SIDE

ART. RHONDA & SWANSEA BAY AREA. R. WORLD DEC 55 P. 268

AT SWINDON FACTORY (ACTING AS BICYCLE SHEDS)  
OPEN BOARDED 6W SIP. BODIES HIGH. LOW 4D & 6DOOR.  
PER J. RUSSELL.

SWINDON

V.G. HOTEL (STAYED) KINGS ARMS. SWINDON 22156

SAVERNAYE CROSS ROADS (NR SWINDON) R. MAG FEB 58 P. 75

SWINDON (TOWN) STN REMAINS  
PH. CORNISHMAN MAKING 1ST RUN THRO SWINDON WITHOUT STOPPING

63/4  
99/23.

PH. OPEN CARRIAGE DOORS IN SWINDON STW  
PHOTOS INSIDE SWINDON LOCO SHOPS (SLS. TOUR)

CV. 83A  
CV. 164A to 165A.

TAFF VALE RLY

ART & MAP ETC GWR MAR 1922 P332.

TALGARTH

May 62

2 - Fairly good GVN POWDER VANS in STW SIDINGS.

PH. STN REMAINS & START OF 1:37. GRAD<sub>n</sub>

TALYBONT ON  
USK  
STW

92/7&8&9

TALYLLIN RLY

ART. R. WORLD APR 60 P. 103  
" " DEC 55 P. 282  
" " MAR 52 P. 66

FORMER CORRIS CATCH RESTORED R. MAG JULY 61 P 487 & 514 (GET PHOTO)  
PH. EDWARD THOMAS ON TAL. TRAIN AT TOWYN CV ~~30~~ 30 A&31

SEE ALSO POSS. - BRETON <sup>to</sup> <sub>MERTON</sub>

TALYLLIN STW  
ie. JCT.

Photos of Small Platform

- PH HEREFORD/BRETON TRAIN AT TAL. STW
- PH TALY-LIN STW FROM TUNNEL TOP
- PH SIGNAL BOX
- PH B & M WARNING SIGN AT TAL. JCT
- PH REMAINS OF B & M SHEDS IN TAL. TRIANGLE
- PH SMALL (SEPARATE) PLAT TAL. JCT
- VG ART MAP ETC "TALYLLIN JCT"
- VIEW FROM TALYLLIN JCT STATION (OVERGROWN)
- PH TALYL. JCT STW REMAINS

- BW 2/35
- CV 63
- CV 63A.
- CV 64
- CV 64A
- CV 65
- CV 65A & 66 (DAD WITH GOGGLES 492)
- RLY MAG 51 P361 &
- CV 273A
- CV 273 & 92/10

NOTE! - AT YELVERTON STN IS BRANCH FOR PRINCETOWN.  
SEE ALSO LAUNCESTON (POSS).

TAVISTOCK BRANCH  
FROM  
PLYMOUTH.  
ALSO LAUNCESTON

- PH 2 CATCH TRAIN FROM TAV. IN PLY. STW (LOW 5568)
- PH 3-5 PM TRAIN FOR TAV & LAUNC. IN PLY STW
- PH TAVIST. STW
- PH 3-5 PM TRAIN FROM PLY AT LAUNCESTON STW
- VIEW OF PRINCETOWN BRANCH EMBARKMENT REMAINS (FROM YELVERTON STN)

- BW 19/34
- BW 20/14
- BW 20/15 & CV 148A
- BW 20/16 &
- BW 30/18 & CV 164

- PH 2-10 PM EX PLY CLIMBING 1-66 INTO YELVERTON STW
- PH YELVERTON STW (TYPICAL GN STRUCTURES)
- PH " " " (OVERBRIDGE)
- PH " " " " " "
- PH 3-5 PM EX PLY ON CANN VIADUCT FOR TAV. & LAUNC.
- PH TAVIST. BCH TRAIN IN PLYMOUTH STW
- PH 12-40 PM EX PLY. IN TAVIST STW
- PH " SHAWBRIDGE PLATFORM " ON TAV. BRCH ( [REDACTED] )
- PH BICKLEIGH STW. ON TAV. BR. (LOVELY COUNTRYSIDE)
- PH 1/2 YELVERTON STW
- PH " " (BLURRED) BW 36/29 BOOK 1 P59 STW VIEWS BW 37/13
- DWG OF TRACK LAYOUT AT YELVERTON STW.

- BW 30/19
- /20
- /21
- /22 &
- BW 30/23 CV 154A
- CV 148
- CV 153.
- CV 153A (VG)
- CV 154
- CV 163 & 163A
- R.M. JUL 62 P162



TENBURY WELLS  
BRANCH  
(FROM WOODFERTON)

→ SEE TEN WELLS  
TO KIDD. VIA  
BENDLEY

ART. R WORLD. AUG 55 P. 184  
(CLOSURE) R MAG SEPT 61 P. 626 & P 658  
PH. P.P. TRAIN (BUT NOT P.P. THIS TIME) WAITING TO ENT. WOODF. STW  
PH. ABOVE TRAIN IN WOODF. STW.

CV. 72.  
CV 72A

TENBURY WELLS  
TO KIDDERMINSTER  
VIA BENDLEY

PH. RAILCAR W23 IN BENDLEY STW CV 71A

PH. W29 RAILCAR LEAVING WYRE FOREST STW. CV. 73

PH. TRAIN IN KIDD. STW (4-10 PM TO TEN WELLS) CV 73A

PH.	STN	REMAINS.	BW 101/20, 21, 23.	
PH	"	"	(PAGODA - T.W.)	STD GWR
	"	"	SIGNAL BOX	101/22
	"	"	CATTLE PEN	101/24
				101/25

See possibly KEMBLE

TETBURY  
BRANCH

Photo	Shed + Shed	61/24 & 26
"	Shed & goods Shed	61/25
"	Church's Hill Halt	61/27.
"	TETBURY STW SCENE	CV. 168A & 169
"	"TROUBLE HOUSE HALT" ON TET. BRANCH (TINY PLATFORM)	63/22 & CV 191A
"	4W Railway going thro' CUNKERTON STW	CV. 191
ART. & PHOTOS IN R. MOD. 1954 VOLUME P286 & 7. (DEC 1954)		

SEE ALSO INVERNESS

THURSO STN.

SIGNAL BOX  
CHAP ASLEEP.  
LOWER DOWN

PH. OF SLIP COACH ENTERING THURSO STN 1965

CV. 244

PH. FISHING BOATS @ HARBOUR (SCRABSTER NR THURSO)

CV. 285A-286A

TIDWORTH BRCH  
(FROM LUDGERSHALL STN)

RET  
PHOTO OF STN (OCCUPIED BY ARMY)

RLY MAG 50 P561 & P719  
CV. 185A

PHOTO LUDGERSHALL STN REMAINS

CV 186

TITLEY JCT BRCH  
FROM LARDISLEY

DH.	ALMELY STN REMAINS	CV 43 A
PH	LYONSHALL STN "	CV 44
PH	TITLEY JCT STN (FOR PREST. & NEW RAD & LARDISLEY)	CV 44 A & 45A
PH	REMAINS OF BRANCH TO TITLEY JCT FROM LARDISLEY)	CV 45
PH	TRACK JCT TO PRESTON (ALLER ON POINT) NR TIT. JCT	CV 46

SEE ALSO POSSIBLY  
STOKE CANTON STN.

'EXE VALLEY'  
SEE PROB EXETER (ST DAVIDS) ALSO  
FOR TIV. TRAINS IN EXETER STN.

TIVERTON  
BRANCH  
(FROM EXETER)

SEE ALSO DULVERTON

VG. PHOTO OF 2-TRAINS (FACING SAME WAY) IN THORVERTON STN LOOP. (ON TIV. BRCH)	BW 20/21 & CV 144A
PHOTO OF TIV JCT TRAIN IN BAY AT TIV. STN	BW 20/22 & CV 145
PHOTO OF EXE VALLEY TRAIN JUST ARR. IN DULVERTON STN	BW 20/23 & 145A
PH. MORNING GOODS (1462 & 2 WAGGONS) THRO BAMFORD SPEKE HALT	BW 29/15
PH 7-10 PM EX DULVERTON APPROACHING ST CANTON (PAN 3659 & 2 COACHES) NOT P.P.	BW 30/1
PH 8-5 PM EX EXETER LEAVING ST. CANTON 1462 P.P. SET	BW 30/2
PH 5-48 PM EX-EXETER 1450 WITH 4 COACHES PACKED LEAVING STOKE CANTON	BW 30/33
PH TIVERTON TRAIN APP. ST. CANTON (FROM BRIDGE)	CV. 142A (ALSO 143A.)
PH " " LEAVING " " "	CV 143
PH TIV. & DUL. TRAIN IN EXETER STN	CV 144
PH VIEW OF RIVER & COTTAGES FROM TRAIN AT CADELEIGH STN	CV 146
ART.	RLY MAG 50 P335
VG ART & MAP 'By RAIL THRO' EXE VALLEY	" " 51 P372

TIVERTON JCT.

ON MAIN LINE  
FOR HEMYOCK BRANCH  
& TIVERTON BRANCH

PHOTO HEMYOCK TRAIN (Loco 1462 WITH BARRY CATCH) <sup>W268</sup>  
IN STN (NOT P.P.) BW 27/24-26

PHOTO HEM. TRAIN LEAVING TIV. JCT STN 5-10 PM FOR HEMY. BW 27/27

PHOTO 12-42 PM TIV JCT TO TIV. (W263 LEADING Loco 1462) VA. { BW 29/16 }  
JUST AFTER HALIBURTON HALT { CV 147 }

PHOTO AT TIV. JCT OF 1-42 PM TO HEMYOCK (1451 + BARRY C. W268) BW 29/17  
+ 2 MILK TANKERS

PHOTO 11-SAM EX TIV. FOR TIV JCT (1466 & TRAILER) BW 30/5  
PH 0-4-2T SHUNTING AT TIV JCT. CV 146 A

VG. ART. & PHOTOS. "TORQUAY BRANCH" T. ILLUSTR. JULY 58 P360  
FRIEND OF MICH. LONG (RECOM. BY DAVID LEE) LIVES AT TORQUAY  
LE. ERIC SLAGG. 70, REDDENHILL RD. BABBACOMBE, TORQUAY DEVON

TORQUAY  
BRANCH  
(SEE ALSO  
KINGSWEAR BRANCH)

RAY RIPPON '00 & EM. LEIGH ON SEA  
Dist. MRN OCT 65 P XIX. (INCL PRICES)

TRACK  
SEE ALSO  
"RAIL"

KS FIRMWAY - FULL DET. MRN OCT '5 P. XIV

TRAMCARS.

GLASGOW TRAM EN ROUTE FOR CRICH. (BRANDWAY) 59/3  
& CV. 166A to 167A  
PH. of MANX OPEN ELECTRIC TRAM (CLAP. MUS.) CV. 218A  
IN BINKY 4W TRAMCAR CRICH MUSEUM 89/687

HOWELL & DYMOCK. MRN. 1965 OCT. PVI

LOCO NOS & LETTERS.  
WAGON & COACH TRANSF. CAT. 6<sup>D</sup>.

TRANSFERS

HAMBLINGS RM JULY 65 P XII

LOCOMOTIVES - GW. LDCS & GW CREST 'COACH' - SOUTHERN, GUARD LUGGAGE IN YELLOW  
WAGON - 'GW' SHEET OF TARE LOADS N<sup>OS</sup> etc.

COLIN ST. REPORTS BLACK VEH. EX ONE OF S. WALES RLY.  
N<sup>o</sup> W14012. AUG 62.

TREEFOREST.

PH. STW SCENE

CV. 139

TRURO NOW ALL DEISEL DEPOT MOD. RLY. JULY 62 P 65.

TRURO.

(FOR FALMOUTH BRANCH -)

MAY 62

① TRURO BIGGISH STW - (SHEDS IN VIEW)

PH. UP CORNISH REV. ENTERING TRURO STW.

CV. 150

~~MULT. Diesel to Falmouth - very nice modern land  
little Rolling Stock.~~

~~TRURO FALMOUTH  
BRANCH~~

~~① AT PERRANWELL STW nice C4CNOT CLEAR. CAMP. COACH. W 9907  
but behind railings ##### in STW~~

~~② AT Falmouth C4CNOT Cont. Coach W. 9905 (Turk Photo)~~

~~③ NOTE Should have explored FALMOUTH DOCK SIDE AREA  
(reported odd vehicles G.W.)~~

~~SEE  
FALMOUTH~~



BOX

LONG ART. GWR MAG 1928 P356 →  
 WARSHIP OUT OF BOX D845 FOR WEST. S. MARE CV. 193  
 DOWN BRISTOLIAN OUT OF BOX TUNNEL CV 192A  
 OIL DELIVERY TRUCK AT BOX TUNNEL (OIL FOR TUNNEL) CV. 193A.

TUNNELS

Sheet 1

SEVERN

ART. GWR MAG 1923 P. 20  
 " " " " " P 66  
 " " " " " P115  
 " " " " " P153  
 " " " " " P261  
 " " " " " P303 & P539  
 VG PHOTO & ART GWR MAG 1924 P 15 → (PUMPING M/C)  
 ART & DWG " " P 55  
 " " " " P 83 (VENT. PLANT)  
 ART - ITS TRAFFIC " " P 333  
 " " " " P 381  
 ART GWR MAG 1925 P 54  
 ART & PH. " " 1935 P 491  
 PH. BRUNEL'S PUMPING SHEDS AT CALDICOTT CV 48A & 49  
 PH. HALL HEADED GOODS EMERGING CV 49A  
 PH. CARDIFF TRAIN ENTERING CV 50

COLWALL TUNNEL (NR LEDBURY)

ART & PHOTO GWR MAG 1926 P244 & 248 Sheet 2  
 PH. CASTLE EMERGING FROM TUNN. CV. 125 VG.  
 COLWALL & LEDBURY TUNN. (SHORT LETTER) R. MAG 54 P587

TUNNELS

PH. OF HOUSE ON TUNNEL PORTALS. (BRIGHTON LINE?) CV 308 & BW 100/17 & 18  
 PH. BURKETT TUNNEL (SETTLE TO CARUSLE) BW 100/7 & 8

DINMORE TUNNEL

PH. D-4-2 ENTERING TUN CV 71  
 PH. " " " " " BW 9/41

STANEDGE TUNNEL

PHOTO & SHORT ART.

SEE ALSO UNDER "STANEDGE"

TUNNELS

RLY MAG FEB 1940

P117 (RET)

SHEET 3

FFESTING TUNNEL

PHOTO & BRIEF DETAILS

RLY MAG 49 P167.

SAPPERTON TUNNEL

ART. DWG & MAP.

RLY MAG 50 P79

WHITEBALL TUNNEL

REF

RLY MAG 50 P431

TUNNELS

SHEET 4

TURNTABLES

INCL.  
WAGGON

PH. OF WAGGON TURNTABLE AT YATE STN

} 62/11 to 15  
& CV 173 to 174

UXBRIDGE

YG. ART. & MAPS. "RAILWAYS OF UXBRIDGE" R MAG 52 P.147

VAN RLY.  
(BRANCH FROM  
CAERSWS NR  
MOAT LANE

V.G. ART & MAP THE LOCO 1912 P.13 mmrs LIB.  
PHOTO, ART & MAP. GWR MAG 1940 P 339.

PH. TRACKBED REMAINS WITH MILEPOST & GWR NOTICE 92/15 & 17 CV276A  
MILEPOST 2 3/4. 92/16  
PH. OF VAN STN REMAINS & LOCO SHED. 92/20 CV 276

CRUMLIN

VIA DVETS

ART. (CENTENARY) R MAG SEPT 57 P.64  
PHOTO " " OCT 61 P703  
PH & ART. (RENEWAL WORK) GWR MAG 1928 P428  
PH & ART " " 1907 P219  
PHOTOS (POOR CONDITIONS) BW19/7 & 8 & CV 110A & 111

ON FALMOUTH BRANCH  
PHOTO & ART (TIMBER VIAD.)  
" " (VIADVETS)

GWR MAG 1927 P397  
" " 1923 P299

CORNISH VIADVETS

ART & PH. GWR MAG 1921 P133

QUAKERS' YARD

PH. & ART (HEAVILY TIMBERED) GWR MAG 1931 P452 & 468

BARMOUTH VIADUCT

Ph of Pan. Town under Barmouth

CV. 200

(VIADUCT) MALLAIG BRANCH (SEE)

RIBBLEHEAD VIADUCT (SETTLE TO CARLISLE)

89/9

VIADUCT ON PONTSICOL to MARTHR BRANCH

92/4

VIADUCT NR CULLODEN MOOR NR INVERNESS

CV 307 & 98/15

PLACES TO EXPLORE

VISITS

I.O.M. RAILWAYS 10R MOUNTAIN RLY

~~HORWICH: TINY 0-4-0 WREN~~ R WORLD AVR S3 PVI R MAR MAR 62  
AVR S2 P192 P214

~~Belah Viaduct (NR SHAP - KENDAL)~~

R " JAN S3 PVI  
" " FEB S3 P44

~~Raydale " " - BARNARD CASTLE~~

PER J RUSSELL  
JAN 1963.

**SNAKE 'D' (70' PARCEL VAN) AT OXFORD SHEDS** R WLD FEB S3 P44  
MUD RLY FEB 62 P86 - RE-CLOSURE  
ALSO PYTHON W3W.

~~GOLDEN VALLEY LINE (HAY TO PONTRILAT)~~

~~KEMBLE TO TETBURY & CIRENCESTER BCH - RAILBUSES 4W~~

~~MIDLAND LINE OUT TO MILLERS DALE ETC (CUTTINGS, BRIDGE & VIADUCTS)~~

~~TAMWORTH EX. ALEX DICKS 0-4-0T (LATER GW 1340) R MAR SEPT 61 P665  
LAST SURV.~~

~~AGROFT SHED 2nd LLY S. TANK 0-6-0 S1408 in use in  
NEW BAILEY YARD SALFORD (Jan 27 entered) ALSO PVG WORKS  
HERE MUD. RLYS. JAN 62 P. 60~~

~~SPRINGS BRANCH (WIGAN) shed 2nd 2 JID POLLITT GE. 0-6-0 T. 1000  
Stock No 65167 & 98 T. ILLUSTR NOV 61 P693 in  
DINE~~

~~BUILDWAS JUNCT VERY INT. SHORT 4W BODY COACH - LOOKS 3 FT BRANK  
UNIQUE~~

~~RIBBLE BCH R WORLD OCT 54 P237~~ \* → →

MERSEYSIDE 27A. Stet - Stet 4 LYY PUS R. MAG SEPT 61 P644  
AINTREE 27B " Sole Surv. ASPINALL 0 6 0 DEER SHUNT

See Royal Clear Coach at ABERPORTH

B.G. Bodies (Several) 4 wheel Near EYNSHAM STN (OXFORD AREA)  
(ON THAMES AS CHALETS) per Jim Russell

VISIT HOWARTH STN NR KEIGHLEY (KEIGHLEY & WORTH VALLEY PRES. SOCIETY) 1965  
(COACHES & LOOS STORED.)

MIDDLETON RLY (SOUTH OF LEEDS) NEED 1" SCALE MAP. ORD SURV MAP N° 96 (M. JUNE)

GRICH TRAMWAY MUSEUM.

N.G. RLY NR LAKES NR WOODHEAD TUNNEL.

MID. RLYS. JAN 62. P60. LAST ACTING LVR 0-6-0 ST. N° 51408  
NOW AT AGECROFT M.P.D. for use in NEW BAILEY yard SALFORD.  
(FOR 1-27 coaches, which are maintainable for Diesel Shunters.  
Also working here in an ex LVR. 0-4-0 ST

~~VISITS~~  
LOCAL  
VISITS

V.G. LIST OF MUSEUMS RELICS (RLY) ETC RM JULY 65 P.191  
(ALL OVER ENGLAND)

SEE PAMPHLET IN MY LIBRARY

VOLKS ELECTRIC  
RLY

PHOTO ~~THE~~ VEHICLE 1970

CV 307A

N. WALES LAND CRUISE

R. WORLD NOV 53 P. 256

~~W~~ WALES  
(GENERAL)

S. WALES AREA.

R. WORLD SEP 55 P. 197 & OCT 55 P. 231

N.G. RAILWAYS IN MID. WALES. R. MAG. MAR 50 P. 194

WELSH JOURNEY R. WORLD. FEB 54 P. 38 & APR 54 P. 84

LINESIDE RELICS. S. WALES R. WORLD APR 60 P. 119



WANTAGE TRAMWAY

ART & PHOTOS. GWR MAG 1938 P367.

PHOTO TRAM & STEAM UNIT. (VG)

R. MAG 53 P.145

SHORT. ART. (SUMMARY)

R. MAG 53 P431

WATLINGTON  
BRANCH

PHOTO OF ASHTON ROWANT STN.

51/30



WELSH HIGHLAND  
 RLY  
 (NR PORTMADOC)

ART. II R MAG JULY 41 P293  
 " III - - - - - P.433 & 455  
 " R. WORLD OCT 54 P233.  
 Ph. Trashed N&Nantmor CV. 203.  
 " Gyder Bridge remain CV 203A.

NEW TIMETABLE 1963.  
 SAT & SUN & BANK HOLIDAY.

WELSHPOOL  
 INCL LLANFAIR  
 BRANCH.

9 M.	LLANFAIR CERETNIAN.	11-15 AM.	12-45	2-30	4-00	4-30	6-00
7 <sup>3</sup> / <sub>4</sub>	HENERTH GATE	11-25	12-25	2-40	3-40	4-40	5-40
6 <sup>3</sup> / <sub>4</sub>	CYFRONYDD	11-35	12-15	2-50	3-30	4-50	5-30
4 <sup>3</sup> / <sub>4</sub>	CASTLE CERETNIAN.	11-55	12-05	3-10	3-20	5-10	5-20

WELSHPOOL & LLAN. BRANCH. R. WORLD. MAR 63. P68.

Note Clewley Body in Cool Sidings - no good (End sawn off).

WENFORD  
BRANCH  
(EX. L.S.W.R.)

Wenford Budge Mineral Line . R. WORLD JAN 55 P.13.

4th MAY 1962 - 2 VERY OLD GUNPOWDER VANS IN SIDINGS.

WESTBURY

May 62

Off WESTBURY from EAST very large sidings & loco SHEDS.

"Looks an interesting place to explore"

Note:- Some expresses (eg. "Mayflower") now take avoidance  
line just behind STW.

PHOTO & ART. GWR MAG 1940 P.311

WESTON-SUB-EDGE STW

PH. MAIN LINE DIESEL SET AT SPEED

CV.120A.

PH. GEN SCENE OF BUSES

CV 121

PH 'UP' CORWISHAMAN THRU STW

CV 121A

WEYMOUTH  
BRANCH  
(HARBOUR)

ART. R. WORLD MAY 52 P.118  
PH. REISEL IN STREET AT WEYMOUTH

CV174A & 175

JACKSONS (Ks)

Deane MRN. OCT 65 P XIV

WHEELS  
ROLLING STOCK

See also INVERNESS  
& THURSO

WICK  
STN

RH WICK STN

PH. ORKNEY FISH. BOAT (DAMAGED) AT WICK

97/26  
C.V. 287A

WINCHESTER  
LINE FROM  
NEWBURY

Photo Winchester Sln Remains.

C.V. 187.

WINSFORD  
SIDINGS

Line of Condemned { TILBURY TANKS }  
[ LN WR 0-8-0 ]

CV 5A to 7  
BWS/13 to 21

WOLVERHAMPTON

MAP, ART & PHOTOS "RLYS OF WOLVERHAMPTON" (1) RLY MAG 52 P448  
(STOUR VALL. & SHREWS. LINES)

ART & PHOTOS "RLYS OF WOL." (2) (GWR & MIDLAND) - - - P515



NORTH EASTERN WOOD STRIP.

MAIN STOCKISTS.

VICTORS, 75, CHAPPELL MARKET.  
MRN GETBS ISLINGTON LONDON N1.  
PXIX

WOOD  
STRIP

PH. & ART

RELY MAG 52 P521

WOODSTOCK  
BRANCH

WORCESTER  
INCL. WORC. BROMYARD  
& LEDMINSTER RLY

WORCESTER — BROMYARD & LEDMINSTER RLY. R MAG DEC 53 P. 799  
WORCESTER — HEREFORD RAY. (1) R MAG JUL 59 P. 445  
PHOTOS OF RD SIGNALS (OUTSIDE SHRUBB HILL STN.) GWR MAG 1940 P. 194

PH. OF Loco SHEDS.

CV. 119A & 120

SEE ALSO "ELLESMERE BRANCH  
PSS.

WREXHAM.

PHOTO INSIDE SHEDS AT CROES-NEWYDD. (EASTER 1963) FULL OF STEAM. BW 45/4  
VIEW OF "LEGACY" STN. ON ? BRANCH FROM WREXHAM. BW 45/6

SEE ALSO 'MONMOUTH'

WYE VALLEY

WYE VALLEY SOUVENIR (PHOTO) T. ILLUSTR. FEB 59 P. 76

WYE VALLEY RLS. III

R. MAG DEC 38 P. 435

RAILWAYS IN THE WYE VALLEY II

RLY MAG NOV 38 P. 355 <sup>(GOT)</sup>

- ① NICE STN - FAIR TRAFFIC.
- ② B.G. BODY ON R. ON CLEVEDON BRANCH.

YATTON STN.  
FOR CLEVEDON BRANCH  
& WELLS & WHITHAM  
BRANCH (SEE WELLS)

PH. 2 - CRACK DIESEL TRAIN JUST LEAVING YATTON FOR CLEVEDON CV139A

ORDINARY XMAS CARDS  
SENT 1968 (NOT MY PRINTS)

DAV. LEE  
DER FRITH  
PAUL TOWERS  
KEITH DAV  
JOHN STRATT.  
Jack Slavin  
Maurice DONE  
Colin Sturges  
Ken Budd  
Lyng Williams  
N. Dale

YEALMPTON  
BRANCH  
FROM PLYMOUTH

REF: - CLOSED TO PASS. OCT. 4TH. 1947  
REF. BETTER ANSWER. (USEFULL DATES) ETC.

R MAG. 48 P60.  
R MAG 54 P513.

YNYSYBWL  
BRANCH

ART & MAP.

R MAG

OCT 52

P658

"

R WORLD

OCT 52

P224

# YORK

ART. YORK TO SCARBOROUGH. (1) R. MAG. MAR 60 P. 149

(2) - - - APR " P 242.

PHOTO OF DELTIC (WITH DEAD BIRD) LEAVING YORK STN BW 22/20

PHOTO 'OLD' YORK STN (FROM BOB. HUNTER) NO NEG. BW 28/41

VC ART & MAP "24 HRS AT YORK"

RLY MAG 49 { P 288 &  
                  { P 357