SLIP COACHES — DIAG. F. — PAGE 1

	Nos	Size	Roof	Details	Reference
	7103, 4, &9 7994-8000	57'-0" x 9'-0	DEEP ELLIP.	1ST/3RD DOUBLE SLIP. C1909	V.G. DWG. MRW MAY 63 P98
	-	-	CLER II	ROOF TANKS FITTED BOTH SIDES	PH. VEH. BW49/31
	-	-	CLER ?	ROOF TANK (SHOWS ONE SIDE ONLY)	PH VEH 49/32
	-	-	CLER II	SHORT ROOF TANK (SHOWS ONE SIDE ONLY)	PH. VEH 49/33.
F20	6964		ELLIPT.	NON-CORR. COMPO-SLIP LOT 1212	PH. VEH. 51/15 PH. (END VIEW OF ABOVE 3-WINDOWS) 51/16
?	?	46'-6¾	CLER I	NON CORR (DOUBLE SLIP.)	PH. VEH 52/17.
F10	1085-88 1093-1100 (7085-RE)	58'-0¾	CLER — CLER.	{CLER PAN. CLER UNPAN} DOUBLE ENDED SLIP	(J. SLINN) BINN. DWG AVAIL CODE 86010
F9					DWG AVAIL J SLINN
	?	?	CLER II	Double ended Slip Body	PH. BODY 65/64
F16					PH. DIAG. DWG. BW70/0J — — — 80/14
F14					PH DIAG DWG 71/35. &80/12
F15					PH. DIAG DWG 71/36 & 80/13

F

SLIP COACHES DIAG 'F' PAGE 2

DIAG	Nos	Size	Roof	Details	Reference
F2					DIAG DWG 80/8
F11					DIAG DWG 80/9
F12					DIAG DWG 80/10
F13					DIAG DWG 80/11

SEE ALSO DIAG 'Q' (INSPECTION SALOONS)

SALOONS (BOGIE) DIAG G

No	Size	Roof	Details	Reference
DIAG. No. G54	46'-6¾" x 8'-6¾"	D. ELLIPT.	NON CLRR. BUT END LAMPS. RE-CONVERT. FROM PHARMACY & WARD CARDS CONTINENTAL TROOP TRAIN	OCTAVO DWG (DIAGRAM) SEE COACH FILE (FROM D. LEE)
9005?	60'-0" OVER 60'-0" x 9'-0"	D' ELLIPT	1ST CLASS BRAKE SALOON BOW ENDS WITH KITCHEN C1930	VG PH & ART & DIAG. GW MAG 1930 P282 ALSO INSIDE VIEWS.
9024	?	CLER.	PROB 3RD/BK SALOON EX AMBULANCE	PHOTO IN SWIN. PAINT SHOP GW MAG 1915 P287
9001			SPECIAL SALOON 6W BOGIES (BRIDGE NORTH)	PH. VEH BW 101/19
9055 POSSIBLY	57'-0" x 9'-0"	ELLIPT.	C1913 3RD CLASS NON-CLRR WITH BKE END PAINTED ALL BROWN WITH GARTER & CRESTS.	PHOTO & ART ALSO INTERIOR VIEWS GW MAG 1913 P 78
9113	63'-6" x 9'-7" — WIDEST EVER		PRINCE OF WALES" IN GWR LIVERY →	PH VEH CC 64 & BW 100/27 & 31 & 33 & 34
9111	?	ELLIP	LUXURY SALOON IN COLOUR WITH BOW ENDS SP. FLUSH SIDED & END (INSET) DOORS	COL. PHOTO (INC INTERIOR) GW MAG 32 P1
W9110W	?	ELLIPT.	(COL. STR)	PH. VEH. BW 30/41
	59'-10½"	ELLIP	SP. F.E. CR & CHOC NEWLY INTROD 1935	PHOTO, DIAGRAMS ART. ETC GW MAG 1935 P 253
	" " PASS.	"	- - - - - - - -	PHOTO GW MAG 36 P12
		CLER III	WITH 8'-6" BODY (CORR)	PH. VEH. MRC NOV 38 P 308

G

SALOONS (BOGIE) DIAG. G. PAGE 2.

DIAG	No.	SIZE	ROOF	Details	Reference
	9001 9001	64'-6" x 8'-11"		12W. KITCH. PANTRY DINING LAV. LOUNGE & COUPE	PH. & ART. R MAG 53 P843. PH VEH IN GWR LIV. CC 63A ✓
	9005			BUILT 1929.	PH. & ART. R. MAG 53 P843.
	9006			BUILT 1941 (ROYAL FAMILY) BEDROOMS BATH. LOUNGE DINING RM. KITCHEN	- - - - - - - - P843.
	W80973W		CLER I	(EX 9044) C.1881	PH. VEH. BW 46/41
	"		"	" " (CLOSE UP OF LARGE WINDOW & PANELLING)	PH. BW 46/42
	"		"	" VARIOUS VIEWS OF BODY & PANELSETC.	46/43 to 48
G33	9029		CLER III	BKE/SAL. CORR. END WINGS LOT 950	PH. VEH. 51/1 DWG. FROM PAT ENGLISH (SEE FILE).
G18?/G63	9364		ELLIPT.	CORR. LOT 1284 49'-7" x 8'-7"	PH. VEH. 51/9.
G58	9103		ELLIPT.	CORR. LOT. 1400 60'-6" x 8'-10¼	PH VEH 51/10 DWG AVAIL. J. SLINN.
G3	249 LATER 9045			DIRECTORS SALOON	BINN. DWG AVAIL.
G32	227/230 (9031-34)			LOT 924	BINN. DWG AVAIL. FROM J. SLINN LOT 87032
G1				Built 1873 LOT 78	BINN. DWG AVAIL. Queen
G6					DWG AVAIL J SLINN

SALOONS (BOGIE)

DIAG	Nº	SIZE	ROOF	Details	
G31					DWG AVAIL J. SLINN (ED. BROS)
G59					DWG AVAIL J SLINN (P. CARD)
G60					DWG AVAIL J. SLINN (ED. BROS)
	W80971	45'-6¾ x 8'-6	CLER III.	DIAG. C? SEE 67 FOLDER FOR MORE DETAILS 	PH. VEH { BW. 67/14 to 21 & cc 56A to 57A
G18					PH DIAG 85/23.
G45					PH DIAG 85/24
G47					PH DIAG 85/25
G54					PH DIAG 85/26
G63					PH DIAG 85/27
G65					PH DIAG 85/28

SEE ALSO POSSIBLY 'Q' DIAG. (INSPECTION CARR)

SALOONS 4W & 6W DIAG G

DIAG	Nº	Size	Roof	Details	Reference
G25 PROB.		SEE DETAILS IN MY NOTES FILE 29'-0¾ x 8'-0¾	ARC	BODY PROB 4W 6W ✓ AT GLANDYFI. BUT COULD BE SALOON BRAKE (MANY WINDOW GUARDS)	Photo BODY. BW8/1
G20	W14640	31'-0¾ x 8'-0¾	3 - RADIUS	MACHYNLLETH STN. 4 WHEEL. WB 19'	PHOTO COACH BW 32/29 to 32 (INCL END VIEW)
	-	- -	-	- - - - - -	- - - - - BW32/34 to 36 & 38
	- - -	- - -	- - -	- - - - - -	PH. COACH CC46 & 46A

FROM MR WALPOLE EX. INSPECTION SALOON 80975 EX NONDESCRIPT SALOON 9315 (PART OF Nº 9301 - 60)

NOTE:- THE DIAGRAMS AS INSPECTIONS ARE IN 'Q' SERIES. NOT 'G'.

WHICH WERE:- 9301 - 9306 (1773-1778 UNTIL 1907) c.1888 G21 38 SEATS

9307 - 9312 (2501-2506 " ") c1892 G19 34 SEATS LAV. ADDED LATER

9313 - 9360 (2507-2554) " ") 1894-8 G20 34 SEATS 1-LAV.

ALL BUILT AS 6 WHEELERS EXCEPT G21 (4W). BUT MANY ALT. TO 4W IN TIME.

ALMOST ALL CUT UP 1935/6 BUT 9315 & 9340 WERE CONVERTED TO INSP. SALOONS

PROB A LITTLE EARLIER REPLACING 2 - GALLERY ENDED INSPECTIONS (EX B & EXETER COMPOS) WHOSE NUMBERS THEY TOOK

G20	W14640	31'-0¾ x 8'-0¾	3 - RAD.	AT BARMOUTH	PH. VEHICLE B.W. 45/11 & 12.
	"	" -	" -	AT ABERYSTWITH STN SIDINGS	PH VEH. CC56
-	-	-	-	FAMILY CARRIAGE C1870 BUILT @ SWINDON 1870 BRAKES & FOOTBOARDS - LATER ADDITIONS	PH. VEH. 48/18 (COPY OF MC. DERMOTT P587)
G27	9217		3 - RAD.	BODY EX 6W SALOON HIGH/LOW WINDOWS	PH. VEH 50/20.
G35	175 (9010 IN 1907)	32'-0¾ x 8'-6¾	CLER II	BODY AT PONTESBURY. 1ST CLASS LATER FRUIT VAN	PH BODY 48/21 to 24

SALOONS 4W & 6W DIAG G

	DIAG	NOS	Size	Roof	Description	Reference
	–	–	31'-0¾ x 8'-0¾	CLERESTORY	BODY. FRUIT & PARCELS EX SALOON	PH VEH 60/17 & 18
		DW.14642		3-RAD	4W Family Saloon	PH VEH. 65/60 & 61
		"		"	" " " "	PH END VIEW 65/62
	G41	[8]130			1884 NON-CORR 4W.	PH VEH 78/5 & 11 & 12
BOGIE FRAMES	G13.	[80]76(NC)			EX 1ST CLASS SLEEPER 6 WHEEL. EX B.G. 410	PH VEH 78/6 & 13 & 14

RESTAURANT & BUFFET. DIAG. H.

Nº	Size	Roof	Details	Reference
	57'-0" x	DEEP ELLIP.	S. PANEL FLUSH SIDED, BOW ENDS 1ST/3RD	PHOTO C&W COACH BOOK SHEET 1 2ND DOWN.
			12W REST. CAR (SWINDON) Nº W079128W	PH. VEH 49/20
			12W " " --- Nº W9527W	PH VEH 64/49
	?	D. ELLIPT	NEW ARTICULATED SET C1926 (BUT APPARENTLY C&CHOC PANELS)	PHOTO & ART C.W MAG 1925 P304
9637			CORR. CORNISH REV.	PH VEH. 77/25 COPY OF C.W MAG 1935 P.414
	70' PASS. ?	ELLIPT.	ALL BROWN FIN. WITH GART. & CRESTS & 6 WH. BOGIES NEWLY INTR (END KITCH)	PHOTO & ART. GWMAG 1913 P 261 ALSO INTERIOR
	70'-PASS.	ELLIPT	REC. CONST. RESTAUR. CAR 9'- BOGIES CR. & CHOC.	PHOTO INC. INTER. C.W MAG 1906 P 127 COPY PH BW 18/27
	57' EST	ELLIPT	1ST/3RD S.P.F.E. CHOC & CREAM	PHOTO C.W MAG 1932 P24
	60'-0" x 9'-7"	"	S.P. ~~PASS. BOGIES~~? 3RD CLASS CR & CHOC.	PHOTO C.W MAG 1935 P414
9118	60' PASS.	"	S.P. END INSET DOORS. PASS 3RD CL	" " " 1936 P13.
		ELLIPT	TWIN REST CARS CHOC & CREAM	Photo C.W MAG 1932 P24

H

RESTAURANT & BUFFET DIAG H. PAGE 2.

DIAG	NOS	SIZE	Roof	Details	Reference
2		60' OVER CORNERS	ELLIPT		DWG & PHOTOS MRC APR 44 P 56
H8					PH. DIAG 85/30 & 31
H5	242 (5242)			LOT 937 TO 3RD 3690	BINN. DWG AVAIL. CODE 88005
					PH DIAG 85/29
H11					PH. DIAG. 85/32
H6	241 (5241)			LOT 966 TO 3RD 3689	BINN. DWG AVAIL. CODE —
H16	9546-51			LOT 1149 AMER B&B. AFTERWARDS 9' PLATE	PH DIAG 86/1
					BINN DWG AVAIL Code 88016
H13					PH DIAG 85/33 & 34
H3	235 & 6 250 & 252			LOTS 801 843, 929	BINN DWG AVAIL. Code 88003 (J SLINN)
H15					PH DIAG 85/35 & 36.
H4				LOTS 801 & 929	BINN DWG AVAIL Code 88004. J SLINN
H7	1578/81 (9518-9521)			LOT 1010/11 One of these had ROYAL Ends to Rng	PH. DIAG DWG BW 70/1
					BINN DWG AVAIL Code 88007 J. SLINN
H19					DWG AVAIL J SLINN (ED BARTS)
					PH DIAG 86/2
H33					DWG AVAIL J. SLINN
H38					DWG AVAIL J SLINN
H46					DWG AVAIL J. SLINN (P. GARD)
					PH DIAG DWG 89/3 & 5
H57					DWG AVAIL J SLINN (ED BARTS)

RESTAURANT & BUFFET DIAG 'H'

DIAG	SERIALS	SIZE	ROOF	DESC	REFERENCE
				12W. COMPO 1924 (MOD. 1946)	PH VEH. 78/61
	W9653W				PH VEH 78/62
	W9542 ?			COMPO. 1924 MODERNISED 1939	PH VEH 78/63
				12W 1913. MOD.s 1939	PH VEH 78/64
				COMPO. WITH CENTRE KITCHEN	PH VEH 78/65
			CLER.	BUFFET CAR	PH VEH & DIAG. 78/66
H20					PH DIAG 86/3
H22					PH DIAG 86/4
H24					PH. DIAG 86/5
H25					PH DIAG 86/6 & 7
H26					- - - 86/8
H27					- - ——— 86/9
H28					- ——— 86/10
H29					— — 86/11 & 12
H33					— ——— 86/13 & 14
H34					86/15
H35					— — 86/16 & 17
H36					——— 86/18
H37					— — 86/19
H38					— — 86/20 & 21
H39					— — 86/22 & 23
H40					— - - 86/24 & 25
H41					— — 86/26
H42					— — 86/27 & 28
H43					— - - 86/29

H 44	~~57~~ PH DIAG. DWG	86/30
H 45	— —— —	86/31
H 47	— —	86/32
H 48	— —	86/33
H 49	— —	86/34
H 50	—	86/35 & 36
H 51	— ——	87/1 & 2
H 52	— —	87/3
H 53	——	87/4
H 54	— —	87/5
H 55	——	87/6
H 56	——	87/7
H 57	——	87/8

RESTAURANT CAR N° 9556 AS RUNNING IN 1913. PH. VEH. 96/29

SLEEPERS DIAG. J.

	No.	Type	Rwg	Detail	Ref.
		57'-0" -EST.	D. ELLIPT	ALL 3RD (1ST EVER INTRODUCED)	GW MAG 1928 P385 PHOTO & ART.
	5140.			60'-6" x 9'-0" 3RD SLEEPER/COMPARTMENT	PH. VEH {BW 64/18 CC52A
		70'-0" x 9'-0"	ELLIPT	ALL 1ST WITH END KITCHEN & 6W BUTS. CREAM & CHOC. NEW LUXURY TYPE WOODEN SOLEBARS & PART BOGIES FOR QUIETNESS	PHOTO & LONG ART. INC. PHOTOS OF SLEEPING BERTH GW MAG 1907 P.84
J8					DWG AVAIL J. SLINN (ED. BRGS.)
		57' EST	ELLIPT	1ST/3RD S.P. C&CHOC. BUILT 1931	PHOTO GW MAG 1932 P 24
?			CLER	1ST CLASS SLEEPER (6 WHEEL) C 1877 (LATE B.G.) (BECAME G13)	PH. VEH. 78/6 & 13 & 14
J6			[redacted]		PH. DIAG DWG BW 70/2
	W9094		ELLIPT		PH. COACH BW36/5
J9					PH DIAG DWG BW70/3.
	W9075		ELLIPT	COMPO SLEEPER C1931 LOT 1442	PH COACH BW36/6
			CLER	1ST CLASS. 1896	PH. VEH. 77/51
		63'OH. x 9'-0	ELLIPT	6W BUTTIES 1ST CLASS B.E. & DOME ROOF	DWGS & PH. MRC SUPP. No 2 DEC 51 P60
	W9079?		ELLIPT	1ST CLASS. 1928 (REMODERNISED 1948)	PH. VEH. 78/67.
J3	BG. 556 (CPO) SK. 246 (1ST) 9042 to VAN 1209			50' SLEEPER.	BINN DWG AVAIL (J. SLINN)
J5	241-243 (9037-39)			LOT 787 1ST SLEEPER	BINN DWG AVAIL. (J. SLINN)

PTO ↓

DIAG.		
J 8	PH DIAG.	87/9
J 11	———	87/10
J 12	———	87/11
J 13	———	87/12
J 15	———	87/13
J 16	———	87/14

SLEEPER Nº 9091 AS RUNNING IN 1914

PH. VEH. 96/30

(CORRIDOR) PASSENGER BRAKE VANS (DIAGRAM K)

SEE ALSO FREIGHT STOCK FILE UNDER "SNAKE"

	No.	Size	Roof	Details	Reference
	256-267 1129-53	56' 11¼" ~~57'-0~~ x 9'-0"	DEEP ELIPTICAL	TOPLIGHT BRAKE VAN 9'-0" AMER. BOGIES	DWG. ART & PHOTOS MRN APRIL 52 P79
K5				NOTE DWGS & ART. ON K DIAGRAMS SERIES IN MRC JUNE 67 P182 to 185 ALSO AUG 67 BY J. SLINN (ALSO PRINT IN FILE DWG 27077)	PH. DIAG DWG 70/7
K6					" " " 70/8
K7					" " " 70/9
K8					" " " 70/10
		40'-0" x 8-0¾ ~~40'-0" x 8-0¾~~	3-RAD ~~3-RAD~~	4-PRS. D. DOORS + GDS LOOK OUT	PHOTO MODEL M. LONG 4m/m RS. P65
K13	1070				PH VEH. 72/28
K14	932 & 935			LOT 883	PH VEH 72/29 & 30
	W1146			TOPLIGHT FULL BK CARDIFF	PH. VEHICLE BW32/19
	079--?		? ELLIPT.	TOPLIGHT PASS. BKE	PH VEH 60/16
K15					PH DIAG 87/20
	W265			TOPLIGHT FULL BRK (BOW ENDS) CARDIFF	PH. VEH. BW 32/20
K10					PH DIAG 87/16
K11	58128				PH VEH 72/26
	?		? CLER.	COPY COL. STR. 2-SLIDING DOORS WITH GUARD IRONS END GDS DOOR (PROB. DIAG. K BUT COULD POSS BE DIAG M. WIRTH MODELLING	PH VEH BW 33/21
K12		56'-0¾ x 8'-6¾	CLEREST (ROYAL ROOF)	EX-ROYAL TRAIN	PH DIAG 87/18 ? PH DIAG. BW 36/39 PH VEH 72/27 & 31
K12	No 1069				
K29 Ex K15		40'-0¾ x 8'-6¾	3-RAD.	DWG 58486 VARIOUS LOTS - (MANY)	PH. DIAG BW 38/8 & 40/8
K29 EX15	No 238	40'-0¾ x 8'-0¾	3-RAD	LOT 1116 (CORR)	PH VEH 50/37.
?	No 1097	" " "	3-RAD.	IN CHOC & CREAM LOOK SIMILAR	PH VEH 52/12. COPY 67/35
?	?	" " "	3-RAD		PH DWG (VG) 64/44

K

(CORRIDOR) PASS. BRAKE VANS (DIAG K)

DIAG	Nos	Size	Roof	Details	Ref
K17	1125-8	54'-0¾" x 8'-6¾"	CLER III	DWG 25298 SIDE CORR LOT 1043	PH. DIAG BW38/9 & 40/10 ✓ + DWG IN FILE
K17	Nº 1127	" " "	" "	SIDE CORR. DOOR	PH. VEH. BW38/24 & 39/4
K17	PROBABLY —	" " "		SHOWS CLOSE UP OF WIDE CORR CONN.	PH VEH BW42/32 & 38
K17	1125-8	" " "	" "	FROM DICK WOODFIN SAME AS	PH DIAG BW36/36
K17	1125/26 RHV. 1127/28 LHV.			AT ONE TIME LAV IN VAN WINDOW AS PROB IN 5TH PANEL FROM SLIDING DOOR & 3RD FROM HINGED DOOR	BINN DWG AVAIL CODE 82017 (J. SLINN) D. LEE HAS ¼" DIAG DWG Nº 25298
K19	250		ELLIPT.	CORR. LOT 1241 STEEL PANEL SNAKE C	PH. VEH 51/11
K19	250 & 252				PH DIAG DWG 70/13
					PH VEH 73/3, 4, & 5
K9	1062-63			PART OF A PRTG. OF CONST. ALL DES. AS "OCEAN MAIL CORR."	BINN. DWG AVAIL. (J. SLINN)
K18					PH. DIAG DWG 70/12
K18	Nº 248				PH VEH. 73/0 & 73/1
K15	1091-1100			LOT 911 UP TO LOT 1048 THEY HAD 8'-6" BTR. PROBABLY LOT 1059 ALSO. BUT Nº 221	BINN DWG AVAIL. D. LEE ALSO HAS ¼" SWINGON DIAG. DWG. Nº 25296
	939, 940			" 895	
	1111-1114			" 1000 SEEN WITH 8'-0 AMER. BTR. (BUT Nº 224 WITH DEAN)	PROB. CORR.
	1115-1120			" 1024 LOT 1075 ORIG. PROB HAD 8' VOL. & PROB AT LEAST	
	1121-1124 = 221-224			" 1048	
	226-229			" 1059 SOME OF THE EARLIER LOT.	
	231-236			" 1075 LOT 1116 WAS CONTEMP.	
	237-246			" 1116 WITH CORRUGATIONS. & PROB.	HAD THE AMERICON BETTIE FROM THE FIRST VG PHOTO OF K15 (c1900) MRC JUNE 67 P183.
K16	1101-1110			LOT 919	BINN DWG AVAIL.
	201-210			" 1017	PH. VEH. 72/32 & 33.
	211 220			" 1033.	
K17	1125 & 1128				PH VEH 72/34, 35, & 36
K17			CLER III	VG PH. OF VEH. (SEE NEG. FOLDER BW66 FOR DETAILS)	PH VEH. BW 66/9 & 10
					" DIAG DWG 70/11
?	W328W			DOMED ROOF BOWED ENDS	PH VEH 66/27
	W316W				PH VEH 92/24
	W100W				PH VEH BW 67/25
	W315W				PH. VEH 96/1

(CORRIDOR) PASSENGER BRAKE VANS)

DIAG No:	Nos	SIZE	ROOF	Details	Reference
K22	Nos 260, 258, 1139 256, 259 1130 1148 1150				PH. DIAG DWG BW 70/14 PHOTOS VEHICLES 73/7 to 15
K24	Nos W58127			NON-CORR!	PH. DIAG DWG 70/15 PH VEH 73/16
K28	Nos 901				PH. DIAG DWG 70/16 PH VEH 73/19
K32				NON-CORR!	PH DIAG DWG 70/17 " " " 75/22
K33				NON CORR	PH DIAG DWG 70/18 " " " 75/23
K34	Nos 1164				PH DIAG DWG 75/24 PH DIAG DWG 70/19 PH VEH 73/27 to 29
K35	Nos 1154			EX D44	PH DIAG DWG 70/20 & 75/25 PH VEH 73/31
K36	Nos 1157 1158 1160				PH DIAG DWG 70/21 & 75/26 PH VEHs 73/32 to 36
K37					PH. DIAG DWG 70/22 75/27
~~K29~~	Nos 228 243 229 1121 234				PH VEHS 73/20 to 24
K38	1169 & 1171				PH VEH 74/0 to 2
K39	255!				PH VEH 74/3
K40	Nos 33, 43, 53, 81 & 1179				PH VEH 74/4 to 10 " DIAG 75/28
K41	112, 195, 197				PH VEH 74/11 to 13

CORR. PASS. BRE VANS K

Sheet 4

DIAG	Serials	Size	Roof	Details	Reference
K42	125, 130, 164				PH VEH 74/14 to 16
K44	62 & 66				PH VEH 74/19 & 20
K45	292				PH VEH 74/21
K46	325 & 334				PH VEH 74/22 to 24
	W77W			BOW ENDS.	PH. VEH. 92/25
	W128W.			60'-6 x 8'-11 & 9'-3.	PH. VEH. 94/7

(NON CORRIDOR) PASSENGER BRAKE VANS (DIAG. K)

No.	Size	Roof	Details (JELINN STATES HE HAS DETAILS OF THE 40' VANS 2, 3, & 4 DOOR TYPE)	Reference
-	40'-0" x 8'-0¾"	3-RAD	MY MODEL 8-6B. FULLY PAN. 4-PRS. D. DOORS WITH GDS. LOOK OUT-	DWG ED. BRTS 12/18
				DWG & ART MRN 28 P112.
			BODY ONLY GOOD CONDTN (NEWTOWN STN.	PHOTO BW 19/2 & 45/33.
	40'-0"		4 PRS. D. DOORS 8'-6" BOGIES (NR TAUNTON)	PH. VEHICLE BW 30/13
W242W	40'-0"		4 PRS D. DOORS. 8'-6" BOG. (PENWARTH DOCK STN)	PH. VEH. BW 31/33 & 34 " " CC43 & 43A
—	40'	3-RAD	BODY AT NEWTOWN STN	PH BODY CF16
	40'-0¾" x 8'-0¾"	3-RAD.	2-DD. PLUS GDS WING (NON CORR 6'-4" BOG	PH. MODEL (LONGRIDGE 4 m/m ROL. STOCK) P65
				PH. CTACH MRC AUG 57 P218
			(BODY ONLY MORE-IN-MARSH) SHOWS 3 BARS TO WINDOW.	PH. BODY CC33A & CC34
	~~54'-0¾" x 8'-6¾"~~	~~CLER III~~	TRANSFERRED TO DIAG K CORR	~~PH. DIAG. BW36/36 & 38~~
W2W	40'-0¾" x 8'-0¾"	3-RAD.	(WITH RH. DOOR OF D.D. LOUVRED) POOR PHOTO	PH. VEH. BW46/40
?	PROB. 40'	3 RAD	2 PRS DD. EACH SIDE	PH. BODY BW66/35
K4				PH DIAG 87/15
K11				PH DIAG 87/17
K16				PH DIAG 87/21

NON CORR. PASS. BKE VANS

DIAG K

DIAG	Serials	Size	Roof	Details	Ref.
K8	1051–1056			(Some subseq. gangwayed) LOT 660	BINN. DWG AVAIL. BOTIE ONLY
K14	933	40'-0¾"			PH. VEH. BW 101/4 & 6
K14	1071 - 1090			LOT 865 — PROBABLY NON CORR	BINN. DWG AVAIL. (J. SLINN)
	928 - 938			LOT 883.	
	941 - 943.				PH. VEH. 78/1
	939. 940			LOT 895 (EARLY GANGWAYED & TRANSF TO K15)	PH DIAG. BW 89/2
K4 (Possy)		40'-0¾"	3-RAD	STORES VAN Nº 538	PH. VEH. 77/50
K1				DWG 35020 LOTS 255, 258	D. LEE HAS ¼" DIAG DWG. PH DIAG DWG BW 70/4
K2				DWG 35021	D. LEE HAS ¼" DIAG DWG. PH. DIAG DWG. BW 70/5
K3				DWG 35023	PH. DIAG BW 70/6
K3.1				2 - PRS. D. DOORS EACH SIDE PROB. K3.	D. LEE HAS ¼" DIAG DWG.
					PHOTO DWG (VG) BW 64/45 COPIED BW 67/34
K30 (EX K4)				DWG 60197	D. LEE HAS ¼" DIAG DWG
—	Nº 933	40'-0¾"		WITH WINGS & 8'-6" BOTIES COMPLETE	PH VEH. CC 62A
K25					PH VEH 73/17
K26					PH VEH. 73/18
					PH DIAG 87/22
K28					PH VEH 73/19
K30	(EX K4)				PH VEH. 73/25
					PH DIAG 87/23.
K31	Nº 231				PH VEH 73/26
					PH DIAG 75/21
K43	136 & 137			NGR. VALE OF RHEIDOL VANS.	PH VEH 74/17 & 18

MAIL VANS DIAG. L

Nos	Size	Roof	Details	Reference
823 & 4	68' × 9'-0	DEEP ELLIPT.	3 - SLIDING DOORS FULLY PANEL. WITH GDS. DOOR	DWG & ART MRW OCT 29 P304
821 & 2	" "	" "	AS ABOVE BUT WITHOUT GDS. DOOR	" " " " "
	68'-0" × 9'-6"	" "	VERY SIMILAR TO ABOVE BUT FEWER WINDOW BARS	(PHOTO GWR MAG 1905 FEB P22 ALSO BW18/14
	?	" "	APPEARS AS ABOVE WITH GDS DOOR	PHOTO GW MAG 1927 P137 + ART
	68'-0" × 9'-6"	" "	AS 821 & 2 BUT 9'-6" WIDE CR & CHOC.	PHOTO & ART. GW MAG 1905 P22
	70'-0" × ?	DEEP ELLIPT.	OCEAN MAILS. (CREAM & CHOC) 9' VOLUTE BOGIES. CORR. CONNS. END GDS. DOOR	PHOTO "THE 10-30 LTD." P. 36
	70'	" "	" "	PHOTO BW18/15 ↑ PHOTO OF ABOVE
	70'? ?	DEEP ELLIPT.	OCEAN MAILS. (ALL BROWN) 3 - SLIDING DOORS. 9'-0" AMER. BOGIES. PROB. NON CORR.	PHOTO "OUR HOME RAILWAYS" P22.
	70? ?	" "	PROBABLY DITTO (ALL BROWN) V.C.	PHOTO (INCL INTERIOR) GW MAG 1908 P105
L11	N°862			PH VEH 74/33.
L11				PH BODY 74/34 & 35
1174	57'-0" ×	DEEP ELLIPT.	OCEAN MAILS. BOW ENDED CORR CONNS.	DWG. SKINLEY P.121 H.
832	70'	POINTED CLER.	C & CHOC SHOWS SIDE CORR. CONN (WIDE TYPE)	PH. VEH. BW 35/34
?	68' APPROX		JUST 1 END DOOR & CENTRE DD. SLIP VAN?	CR & CHOC. PHOTO RLY MAG VOL. 20 P 265
APP	40' to 42'	CLER III	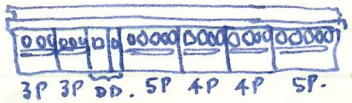 3P 3P DD. 5P 4P 4P 5P.	CR & CHOC PHOTO RLY MAG VOL 20 P265

L

MAIL VANS DIAG. L

DIAG	Nos	Size	Roof	Details	Reference
L4		48'-6¾ x 8'-6¾	CLER II	FROM D. WOODFIN.	PH. DIAG. BW 36/42 (COPY 37/9)
				12 - CLER. TYPES, ALL	FAIRLY SIMILAR
L9		46'-6¾ x 8'-6¾	CLER III	LOT 604 & 746 ("MAIL BAG DISMANTLED" ON No 846)	("PARCELS SORTING VAN") PH. DIAG. BW 36/43 (COPY BW 37/7)
					PH. BODY 74/30 & 31
L10	No ?				PH VEH 74/32
L12		48'-6¾ x 8'-6¾	CLER II	LOT 735 & 838? WITH LAV.	PH. DIAG. BW 36/44 (COPY SEE BW 37/8
L12	839.			LOT 598 IN GWR CHOC/CREAM	PH. VEH. BW. 65/65
L12	839				PH VEH 74/36 & 75/0
L12	839				PH VEH 78/8 (BETTER THAN PREVIOUS PHOTOS)
?	?	?	CLER ?	 CR & CHOC	PHOTO. RLY MAG. VOL 14 1904 P.1
L7					PH. DIAG 75/29
L7	785 & 786				PH VEH.s 74/25 to 29.
L7	? 203159	40'-0¾ x	CHASSIS ONLY	COMPLETE CHASSIS OF 40' PARCELS VAN	PH. CHASSIS. 50/34
L7					DWG AVAIL J. SLINN
L7	No 785	40'-0¾	3 RAD?	SEE NEG. FOLDER No BW 16 FOR USEFUL DETAILS	D. LEE HAS ¼" DIAG DWG No 35037
					PH. VEH. BW 66/11
	W820W			BULLION VAN BIRM. S HILL	PH VEH. 59/4
?	?	46'-6¾ x 8'-6¾"	CLER III	BODY. (SIDE CORR.)	PH VEH 60/19, 21 & 24 & 26?
?	?	- - - - -	- -	BODY " "	PH VEH 60/20, 22, 23 & 25
L3					DRAWING AVAIL. J. SLINN (ED. BRUTS)
					PH. DIAG DWG BW 70/23.
L18					DWG AVAIL. J. SLINN (ED. BRUTS)
L22					DWG AVAIL J. SLINN (ED. BRUTS)

MAIL VANS DIAG L

DIAG	Serials	Sigs	Roof	Details	References
L13	W835			Dreadnought.	PH VEH 75/2 to 4 PH DIAG 75/30
L14	831			COVR	PH VEH 75/5 & 6 PH DIAG 75/31
L15 (RMS)	852?				Ph Veh 75/7
L17	811				Ph Veh 75/8 " DIAG 75/32
L18	807				Ph Veh 75/9
L21	793 & 4				Ph Veh 75/10 & 11
L22	797 & 9				Ph Veh 75/12 to 14
L23	812 & 814				Ph Veh 75/15 & 16 PH DIAG 75/33
L24	816				Ph Veh 75/17 & 18
L25	845				Ph Veh 75/19 & 20 PH DIAG 75/34
?	?	MAIL CATCH RECEIVING NET APPARATUS			PH. 77/28 COPY FROM MAY 1933 P 2/3
L20	796			OFFSET COVR.	PH VEH 78/7.
?	?		CLER.	AS RUNNING IN FEB 1901	PH. VEH. 96/28

PRESUMABLY NEWSPAPER VANS → PARCEL & SUNDRY VANS. DIAGRAM M

No	Nos (WRONG No)	Size	Roof	Details	Reference
~~M1~~	No 856	46'-6¾" x 8'-0¾	3-RAD.	8'-6" DEAN BOG. NEWSPAPER VAN WITH 3-SLIDING DOORS	DWG MRN SEPT 51 P188
		- - -	- -	- - - - - -	ED. BROS DWG. 12/95
				- - - - - - -	DRAWING. MRC JAN 45 P. MMRS LIB.
M2					PH. DIAG DWG BW 70/25
M3					PH DIAG DWG 70/26
M4					PH DIAG DWG 70/27
M1	856-8	46'-6¾" x 8'-0¾"	ARC. ✓?	CARRIAGE DIAG M1 (KING POST) 6'-4" BOG LOT 377 3-OFF NEWSPAPER VAN DEEP. 12" TOP PANELS. (ALL CONDEMNED BY 1932.) C. 1887	PHOTO & REMARKS LOCO MAG 1901 P37 MMRS LIB. MY COPY PHOTO OF ABOVE No BW16/30 IAN ALLAN PHOTO OF ABOVE NEG 2094 PH. DIAG BW 36/33 PH DIAG BW 70/24 PH VEH 80/20
		40'-0" x 8'-0¾.	3-RAD.	3-PRS. D. DOORS NO GDS. WING WIDE END CORR CONN. 6'-4" BOGIES. FULLY PAN.	DWG ED. BROS 12/63.
		" "	" "	AS ABOVE, BUT END SLIDING DOOR	DWG & ART MRN 28 P112
?	?	40'-0¾ x 8'-0¾	3-RAD.	3-PRS. D. DOORS EACH SIDE (NO WINGS) CORR	VG. PH. DWG. BW 64/46 (COPY BW67/33
		~~40'-0" x 8'-0¾~~	~~3-RAD.~~	~~2-PRS. D. DOORS + GDS WING NON-CORR 6'-4" B.~~	~~PHOTO M. LONG 4 m/m RS. P65 (MODEL)~~
		- - - -	- - -	- - - - - - - - - -	~~PHOTO MRC AUG 57 P218~~
M23	1204 & 5	70' x 9'-0	ELLIP.	LOT 1185 STOWAGE VAN 6W BOGIES. DWG No 77138	PH. DIAG. 38/2 & 40/2
M11	-	70' x 8'-6¾	ELLIPT.	DWG No 29292 (CORR.) LOT 1091	PH. DIAG 38/7 & 40/7 + DWG IN FILE.
M6					PH DIAG DWG 70/28
M7					PH DIAG DWG 70/29
M5				EX K4	PH. COACH 72/25

M

DIAG	SERIALS	Size	Roof	Description	Refs
M8		68' x 9'-6¾"			PH DIAG DWG 70/30 PH [redacted] 82/32 VEHICLE PER J SLINN
M8	N° 837			SEE NEW FOLDER - FURTHER DETAILS	DWG. MRN OCT 1929 PH VEH 78/9 & 82/32 & 33.
M9		68' x 9'-6¾"		DREADNOUGHT COPY 82/35	PH VEH. 82/31 DWG MRN OCT 1929 PER J SLINN
M10	W822W.				PH. VEH 78/10 & 82/30 DWG. MRN OCT 1929 PER J SLINN PH DIAG DWG 82/29
M10		" "			
M13		70' x 9'-0			PH. DIAG 75/36 & 76/1 DWG EDWARD BRTS 12/19 " PHOTO HELD BY J. SLINN
M12					PH DIAG 75/35
M16		36'		BULLION VAN	PHOTO HELD BY J. SLINN
M22		70 x 9'-0		6W. BOGIES.	PH VEH BW. 82/24 & 25 PH. VEH 83/2 &
M32		70 x			PH. DIAG DWG 70/31 76/4 PHOTO HELD BY J. SLINN.
M18	VAN LIST 790 AFTERWARDS SERVICE N° 1/2			ULT. Q20 LOT 293.	BINN DWG AVAIL. PH. DIAG 76/3.
				NO DETAILS	PH VEH BW 66/17
M23					PH DIAG DWG 70/32 — — — — 76/5

DIAGRAM M

PAGE 3

DIAG	SERIES	SIZE	ROOF	DETAILS	REFERENCE
M14				6W BOGIES	PH DIAG 76/2 PH COACH BW 82/26,27,28
M25				NON CORR	PH DIAG 76/6
M26				- - -	PH DIAG 76/7
M27				- - -	PH DIAG 76/8
M28				- -	PH DIAG 76/9
M29				- - -	PH DIAG 76/10
M30				— —	PH DIAG 76/11
M31					PH DIAG 76/12
M32					PH DIAG 76/13

INSPECTION CARRIAGES DIAG Q

PAGE 1

BOGIES ↓ SEE ALSO DIAG. 'G' (SALOONS)

DIAG	No	Size	Roof	Details	Ref
	NO No } SAME		CLER ?	IN CREAM & CHTC WITH END WINGS (CARDIFF QUEEN ST)	PH VEHICLE BW 31/2 & 3 PH " CC44
Q12	80971		CLER III	EX SALOON 9035 (G31) END WINGS (CARDIFF) NON CORR.	PH. VEH 51/17 & 18
Q1					PH DIAG 76/14
Q5					PH DIAG 76/17
Q12					PH DIAG 76/20
Q20	W7W			DYN. CAR	PH DIAG 76/21
	4W & 6W				
Q9	9340		3 RAD	EX FAMILY CARR. G20	PH. VEH. 50/29
Q2				4W. END VERANDAH.	PH DIAG 76/15
Q4				" " " " " " " "	PH DIAG 76/16
Q9	80943			4W	PH DIAG 76/18
Q10	80975			4W	PH DIAG 76/19
Q6	459 & 477			OPEN VERANDAH EACH END EX BRIST. & EXETER ? JW { WITH OUTSIDE SEAT ? ONE END	DWG. IN COACH FILE

4 & 6 WHEEL FIRSTS. (5 DESIGNS) DIAG. R.

DIAG	~~STAT~~ Nº	Length & Width	Roof	Details	Reference
		28'-0¾"		4 COMP. 4W	DWG (MMRS. LIB) MRC QT. 1943 P.153
					PHOTO (MODEL) RM MAR 57 P 56
				(AT TALYBONT ON USK)	PHOTO BW 2/33 & 4
	DW14 151	?	3 RAD.	4 CPT 4W AT BARMOUTH	BW 3/32.
	?	?	?	4W 3 CPT. VERY EARLY BOX. COACH C1846	PHOTO GW MAG 1913 P 171
	~~W8/W~~	?		~~4 CPT 4W. @ PORTMADOC~~ SEE COMPOS.	~~PHOTO BW 3/36 & 37.~~
	?	?	3 RAD.	END VIEW OF (PROB.) ALL 1ST 4W. (TONYN)	BW 8/9 Photo.
	DW14 146	28'-0¾" PROB. × 8'-0¾"	3 - RAD.	4 CPT BARMOUTH. WB. 17'-0" PAINTED 29'-11" × 8'-1" (LAMPETER)	PH COACH BW 33/1 PH " CC 3 & CC 47A
	DW14 151	28'-0¾" PROB × 8'-0¾"		BARM 4 CPT WB 17' PAINTED 30'-3" × 8'-1" (COL. STR)	PH COACH BW 33/3&5 PH COACH BW 33/~~4~~5
DW	14149	28'-0¾" PROB × 8'-0¾"	3 - RAD	TONYN 4 CPT ? WRONG 4W COMPO. DIAG V4.	PH COACH CC 3A

SEE V.G. LETTER FROM R.P. WALFORD ON DIAG. R2 (Nº SERIES ETC & CONVERSION FROM 6W TO 4W. MRC JAN 63 P27

R2	—	?	ARC.	BODY. 4 CPT.	PH. BODY. 46/25
-	-	-	PROB. ARC.	4 CPT 1ST. LOT 28 OR 2.1.1.2 COMP. LOT 29 (BEHIND LOCO) NOTE WIDE PANELS ROUND DROP LIGHTS.	PH. VEH (PART OF) 47/26.
R3				4W Motor	PH DIAG 76/22

R

~~4T &~~ 4W THIRDS (23 DESIGNS OF 4T & 6W)

DIAGRAM S.

~~DIAG~~ Nº	Size.	Roof	Details	Reference.
875	28'-0¾ × 8'-0¾	ARC.	5 COMPT. 4W.	VG. DWG MRC FEB 44 P25 GOT. PHOT (MODEL) RM MAR 57 P57
DW84	PROB. 28'-0¾ × 8'-0¾	3-RAD	5 CPT. (HOOKERGATE)	PH. VEH CC9A
1071	27'-6¾ × 8'-5¾ (PTSS.)	3-RAD	5 CPT. WITH ⌓ VENTS (FOR BLOCK TRAIN)	DWG. ED. BRTS 12/47
S40	?	?	2 CPT. VERY EARLY SHORTY (CRUDE BOX.)	PHOTO GW MAG. 1913, P70
~~W9998~~	~~SEE DETAILS IN NOTES FILE~~ SEE 4W COMPOS. DIAG. U	~~3-RAD.~~	~~5 COMPT WITH ⌓ VENTS & ROUND TOP DOORS AT MACHYNLETH~~	~~Photo BW8/2 VG.~~ SEE LETTER FROM R.P. WALFORD RE S.4 (DIAG) RE SERIAL Nº ETC MRC. JAN 63 P27
W156W	28'-0¾ × 8'-0¾ (D. LEE:- PROB. DIAG. S3. TRACE FORMER Nº AS	ARC. EX GWHEELER A 3RD. (485	5 CPT. 12" EAVE PANEL. 11¼" WOOD SOLEBAR & HEADSTOCK (D. BIRSE CLAIMS EX. CAMBRIAN - ALSO @SWESTRY CHAP TOLD M. DONE, CAMBRIAN 4 NO!	PH VEH. 59/1&2&26 PH. VEH. 46/14,15,16,18 J. BINNEY:- EX 6W. EX S3
W156W	" "	ARC	BUT CANNOT BUILT 1876/84 AT OSWESTRY	PH VEH 58/36,37.
51 –	25'-0¾ × 8'-0¾	ARC.	BODY. (NOTE KEYHOLES IN UNUSUAL POSTN)	" " CC 49A PH. BODY 46/26.

S

4W ALL 3RDS

DIAGRAMS
PAGE 2

	DIAG Nº	Nº	SIZE	RUF	DETAILS	Ref.
S9✓	S9	2767		3-CENTRE? ARC.	5 CPT.	PH. VEH. BW 46/33.
	S9	984		3-CENT.	5 CPT LOT 992 7/02.	PH VEH 46/34
	S9	80998		3-RAD.	5 CPT. TERMITE 31'-3" x 8'-1	PH VEH 46/35
	S9	2776		3-RAD	5 CPT	PH. VEH. 46/36
	S9	-		3-RAD	5 CPT. TERMITE.	PH. VEH 46/37.
	S9	84 EX 934			5 CPT. <1980 31'-4" x 8'-1.	PH VEH 47/2
	S9	994		3-RAD	12/02 PART OF 4-VEHICLES, ALL 4W. LOT 1014	PH VEH 47/21
	S9	DW14933.	28'-0¾ x 8'-0¾	3-RAD.	OSWESTRY. 31'-2 x 8'-1 WB. 18'	PH VEH 46/20. 21 & 23 & 3/35
	S11	Nº 15 EX 2749.		3-RAD.	5 CPT. LOT 737. Nº 2749 to 137 4/98 & to 15 2/10 33'-4" x 8'-7"	PH. VEH. 47/3.
	S17	2794	25'-0¾ x 8'-6¾	3-RAD.	METRO STOCK L.817. LOWDROP/L.	PH VEH 47/4; RH DIAG 76/24
	S18	1313	x 8'-6¾		5 CPT. FROM BLOCK-TRAINS WKG. OVER INNER CIRCLE. LINES	PH. VEH 47/5
	S18	1313	26'-0¾ x	3 RAD	5 CPT. METRO.	PH VEH 50/18; RH DIAG 76/25
		DW80948	26'-9" x 8'-3	ARC	5 CPT. WB 14'-0" NO TUMBLE HOME ON ENDS. OSWESTRY. 30'-4" x 8'-3" (CHASSIS MARKED METRO CARR & WAGON Co)	DH VEH 58/32 & 33.
					" " " AT BARMOUTH (REPAINTED RED)	PH. VEH. CC 52 & BW 66/29
	?	Nº 934		ARC.	AS RUNNING JUNE 1900	PH. VEH 96/26

6 WHEEL ALL THIRDS — DIAGRAM S. PAGE 1

	Nº	Size	Roof	Details (MY MODEL.) RATIO KIT	Reference
	9386	28'-0¾ x 8'-0¾	3 RAD.	5 CPT. C 620	DWG. SKIN. P102H.
	-	-	-	IRON BODY (OPEN SIDES) CRUDE C1846	PHOTO GW MAG 1913 P171
				DITTO (IN USE 1840)	" - - - - 1935 P505
	NO Nº	31'-0¾ x 8'-0¾	ARC.	5 CPT. REEP 12" TOP PANEL & OUTSIDE RODDED BRAKES (PENGAM)	PHOTO COACH BW 32/21 to 23 &25
	- -	- -	- -	- - - -	PHOTO (BRAKE GEAR) - - - /24 & 28
	- -	- -	- -	- - - -	PH. COACH CC45 & 45A

WRONG — TRANSFERRED TO 6W COMPTS

SEE LETTER FROM R.P. WALFORD. ON DIAG S3. RE SERIAL Nºs ETC MRC. JAN 63 P27

S3	-	-	ARC.	5 CPT.	PH. VEH. 46/27.
S3	80958			5 CPT. (TERMITE 'A'). 31'-3 x 8'-1	PH VEH 46/28
S2 or S3	—			5 CPT. BODY	PH. VEH. 46/29
S2 or S3	-			5 CPT. BODY	PH VEH 46/30
S6	1985		ARC.	5 CPT. LOW/DROP LIGHT.	PH. VEH. 46/31 PH DIAG. 76/23.
S8	Nº12 ✓		ARC.	5 CPT. LOW DROP LIGHTS.	PH. VEH 46/32.

6 WHEEL ALL 3RDS

DIAGRAM 5. PAGE 2

DIAG Nº	Nº	Size	Roof	Details	Refer.

4W ~~& 6W~~ BRAKE THIRDS (70 DESIGNS of 4 & 6W.) DIAG. T. SHEET 1

DIAG Nº	Size	Roof	Details	Reference
	31'-0¾"		4W. COMPT.	VG DWG MRC FEB 46 MMRS LIB. P.18
	31'-0¾" x 8'-0¾	3-RAD.	3 COMPARTMENT. LOT 978 DWG 63799	PH DIAG BW38/21 & 40/22
T1				PH DIAG 76/26
	31'-0¾		BODY ONLY. 2 CPT. WITH GDS DOOR & SEP. D. DOORS.	DWG & PHOTO BW8/43 FROM PAT ENGLISH (HELSTON).
T29				PH DIAG 76/27
T31				PH DIAG 76/28
	27'-1¾ x 8'-5¾ (POSS)	3-RAD	3 CPT. WITH 1 PR D.DOORS (FOR BLOCK TRAIN) VENTS	DWG. EDBROS 12/46
~~DW14933?~~	~~?~~	~~3 RAD~~	~~PROB. BKE 3RD. WITH UNUSUAL WINDOW & DD AT ONE END~~ NO - SEE 4W ALL 3RDS DIAG S9.	~~PHOTO BW3/35~~
T34				PH DIAG 76/29
?	SEE DETAILS IN NOTES FILE	3-RAD.	3-CPT WITH SEP. GDS DOOR & 1 PR. D.D. (MACHYNLETH)	Photo BW8/3
T 37 W9947 EX 947?	31'-0¾ x 8'-0¼	3-RAD	EX949 LOT 978 C1901 DWG Nº 63799 (LLANT.)	PHOT COACH BW20/30 CC28A PH DIAG 76/30
T36 9941 EX 957		3-RAD	(LOT 978) BUILT 1901 (LLANT-ARNUM)	PHOTO COACH BW21/ BW2 CC MRC JAN 63 P27

SEE LETTER FROM R.P. WALFORD ON DIAG. T38 (SERIAL Nº ETC)

T

4 WHEEL BRAKE THIRDS DIAGRAM T. SHEET 2.

	DIAG Nº	Nº	Size	Roof	Details	Reference
	T49	9940 EX 416	?	3 - RAD	DWG [illegible] BUILT 1891 39042 LOT 582 WITH END WINGS. (PYLE)	PH VEHICLE BW 31/19
	"	"	"	"	"	PH. END VIEW BW 31/20
	"	"	"	"	"	PH. (CLOSE UP OF WINGS) BW31/22
	"	"	"	"	"	PH. (END VIEW OF WINGS) →CC41&44A. BW31/30
	"	"	"	"	PROB. 9940 →	PH (UNDERNEATH BRAKES STD) " /31
	"	"	"	"	AT HAYES & HARLINGTON	PH VEH {BW51/22&25 CC55
EXT49	T50	DW9944 EX Nº 411		3 - RAD	4 CPT. + D. DRS B.1891 LOT 582 ABERYST.	PH. VEH. CC1
EXT49	T50	DW 9944 "		"	" " " OSWESTRY.	PH VEH CC25A
EXT49	T50	DW 9944 "	? x 8'-0¾	"	SHOWS END BULGE FOR CDS. HANDLE. (35'-4 x 8'-1")	PH VEH 46/5/6 & 11
		W9948 EX 956	?	3 - RAD.	PYLE	PH. VEH. BW31/23
		"	"	"		PH (END VIEW) BW31/24
		"	"	"	AT HAYES & HARLINGTON.	PH VEH. BW51/23&26
		W9947		?	3 CPT. + 1 PR. DD. & CDS DOOR.	PH. VEH BW 31/40
	-	-	31'-0¾ x 8'-0¾	3 - RAD.	" " " " (BODY) ABERYSTWITH	PH. BODY BW45/16&17.
		W9937	31'-0¾ x 8'-0¾	3 - RAD	" " " " OSWESTRY	PH. VEH 46/4&9.
	-	-	31'-0¾ x 8'-6¾	3 - RAD.	DWG 41170 METRO. LOTS 709, 716, 782, 810	PH. DIAG BW38/19&40/20
	T60					PH. DIAG 76/31
		Nº 947		ARC	AS RUNNING JUNE 1900	PH. VEH 96/27

4 WHEEL . BRAKE THIRDS.

DIAG. T SHEET 3.

	DIAG Nº	Nº	Size	Roof	Details	Refer
	T2	2716			+ 2 OTHER 4W COACHES.	PH. VEH. 47/6
EX	T2	19			EX METRO 28'-2" x 8'-7"	PH VEH. 47/7
	T7	309 EX 28			LOT 395 EX Nº 28 (2ND) WITH END WINDOWS	PH VEH. 47/8 POOR PHOTO
	T29	Nº 402 OR 388.			3 CPT. BKE/3RD. 2 - T29 AT CHRISTON	PH. VEHICLES 47/9
EX T 49	T31	4189			3 CPT. CONVERTIBLE EX T.49	PH VEH. 47/10
	T32	9949 EX 935	31'-0¾" x 9'-3" (WINGS)	3-RAD.	END WINGS.	PH VEH 47/11
	T33	9942 EX 912 (T32)		3-RAD	34'-6 x 8'-1	PH VEH. 47/12
	T34	920		3 RAD.	WINGS OPP. EACH OTHER FORMERLY Nº 3401/2/OR 4	PH. VEH 47/13
	T34	2683		3 RAD.	LOT 761 9/95	PH VEH 47/14

4 WHEEL BKE 3RDS.

DIAG. T SHEET 4

	DIAG No.	No.	Size	Roof	Details	Refer	
EX T34	T35	2683		3-RAD.	LOT 731 10/94 WINGS OPP. EACH OTHER	PH VEH.	47/15
EX	T35	W97 EX 2677		3-RAD.	33'-10 x 8'-1	PH VEH	47/16
EX T34	T35	2631		3-RAD	LOT 731 9/94	PH. VEH.	47/17
	T47	944		3-RAD	VAN - 3RD.	PH. VEH.	47/18
	T47	W80919W		3-RAD.	34'-0 x 9'-3.	PH VEH.	47/19
	T47	"		" "	(OPPOSITE SIDE)	PH. VEH	47/20
	T47	944 & 972		3-RAD.	LOT. 978 & 991. 6/00 & 8/02.	PH VEH'S	47/21
	T49	9940	31'-0¾ x 9'-3" (WINGS?)	3-RAD.	34'-1" x 9'-3"	PH. VEH.	47/22
	T49	9943			34'-1 x 8-1	PH VEH	47/24
	T50	W9944 EX 411	31'-0¾ x 8'-0¾		35'-4" x 8'-1	PH VEH.	47/23.
	-	-	-	3-RAD.	EX METRO HIGH/LOW BODY 3½ CPT. + D. DOORS AT RHYMNEY STN	PH. BODY	30/38 & 37
	T62	169			METRO BKE 2ND (ONLY VEHICLE OF THIS CLASS. (ONE OF LINE OF 4W.'s ON WEYMOUTH (PICKLEBRIDGE)	PH VEH's	47/25

6W BRAKE THIRDS — DIAG T.

	Nº	Size	Roof	Details	Reference
	~~W9995~~	~~?~~	~~ARC~~	~~4 CPT WITH CENTRE D. DOORS~~ 12" EAVE PANEL ie. SMALL WINDOWS. SEE 6W COMPOS.	~~PHOTO (BARMOUTH) BW 3/31~~
	–	(VERY SHORT)?	CLER III	NOT A COMPLETE BODY – PROBABLY 8W SAWN DOWN – J. BINNEY. BODY PROB BK 3RD. COPY COL STR. BUT UNUSUAL "ODD WINDOW" OUT. BUT DICK WOODFIN CLAIMS NO BRAKE 3RDS (CLERESTORY) EVER.	PH BODY BW 33/18
	?	?	ARC.	4 CMPT. CENTRE VAN (NOT BK). WITH NO DROPLIGHTS IN VAN DOORS.	PH. VEHICLE RLY. MAG. 1950 P367.
T51?	142		ARC.	HIGH/LOW WINDOWS. TRANSVERSE GAS TANK	PH. VEH 50/22 & /21 FOR GAS TANK
	DIAG T64 & T65	34 - 0 3/4 x 8' - 0 3/4	3-RAD.	RATIO WAS C/619 34'-3" LONG SKIN. P.103 Nº 9390	BK/3RD 22 WB. SKIN. PRINT P103 (IN FILE)

4 WHEEL. COMPOS.

DIAG. U.

U

	Nº	~~Size~~	Roof	Details	Reference
	762	24'-? 8'-~~5~~ 3/4 PROB.	3-RAD	1ST/3RD 4 CPT WITH ⌒ VENTS. (FOR BLOCK TRAIN)	DWG. ED. BRTS 12/48
U2					PH DIAG 76/33
	-	26'-0 3/4 x 8'-6 3/4	3-RAD.	DWG 27484 METRO. SEVERAL VARIOUS LOTS	PH. DIAG. BW. 38/22. & 40/23
	W81W			AT ROYTON 1 STN. EX 6315? (ON DOOR)	PH VEH 63/33. & CC50A 17' W.B. BUILT 1902 DEC
ON U4	W81W	26'-10" x 8'-0 3/4	3-RAD.	4 CPT. PROB Y 2.1.1.2. (PERTINAPAC)	PH VEH. BW 3/36 & 37.
ON U4	"	✓ " " ✓	" "	-(28'-2) x 8'-1 (OSWESTRY)	PH VEH BW 46/19 & 22
U4	Nº-81	26'-10" x 8'-0 3/4	" "	EX 1ST/2ND COMPO Nº 6315 28'-2 x 8'-1	PH VEH BW 47/28
U4					PH DIAG 76/34 & 35
U4	731	?	3-RAD.	(IN LINE OF 4 VEHICLES)	PH VEH. 47/21
U4	W138	26'-10 x 8'-0 3/4	3-RAD.	4 CPT. ORIG. COMPO 1ST/2ND 6317 12/02. TO 3RD. 713. 4/23. to 138 4/42	PH. VEH 47/27
U4	W39	?	3-RAD	30'-0" x 8'-1"	PH VEH. 47/29
EX U4	W14151		?	30'-0 x 8'-1	PH VEH. 47/30
U4	6300	?	?	30'-3" x 8'-1	PH. VEH. 47/31
U4	W138		3-RAD.	NOTE BLOCK, NOT BUFFER	PH. VEH. 47/32.
-	BODY.	26'-10 x 8'-0 3/4	3-RAD.	PROB U4 (IF 26'-10") / OR U5 (if 27'-6 3/4")	PH VEH 48/33 & 34 & CC48
U				4 CPT. BODY. (BUILD WAS JCT.)	
	W9998		3-RAD.	5 CPT. METRO (SEE DETAILS IN NOTES FILE)	PH. VEH BW 8/2 & CC59A (GWACHYN LLETH)
UG	W9998			5 CPT. METRO. (COMPO.) ✓	PH. VEH 47/33.
					PH DIAG 76/36

4 WHEEL COMPOS

DIAG. Nº	Nºs	SIZE	ROOF	DETAILS	REF.
U15	64 OR 84			(LOCO IN FRONT) IF Nº 64 LOT 116 (7/74) IF Nº 84 LOT 133 2/76	PH. COACH (PART OF) 47/34
U19	W9989		ARC.	12" EAVES. 34'-3 x 8'-1 (4W OR 6W)?	PH. VEH 47/35
	DW29	28'-0¾ x 8'-0¾ PANEL	3-RAD.	W.B. 17'-0" 30'-0" x 8'-1⅛" HOOKERGATE	PH. VEH. 48/25 to 27
	DW14146		3-RAD.	W.B. 17'-0" BARMOUTH	PH. VEH. CC51A & RW 66/28
U12					DH DIAG 77/1
U21				6W!	PH DIAG 77/2
?	Nº 59.		ARC.	AS RUNNING JUNE 1900	PH. VEH. 96/25

~~4W &~~ 6W COMPOS ~~& BRAKE COMPOS~~ (34 DESIGNS) DIAG. U

OF 4 & 6W.

DIAG No	No	SIZE	ROOF	DETAILS	Ref.
	W 9995	31'-0¾ × 8'-0¾ ✓	ARC.	4 CPT. WITH CENTRE VAN. PROB. VAN COMPO.	PH. VEHICLE. BW 3/31 (BARMOUTH
	W9995	" " " ✓	"	— — 34'-5" × 8'-1" — 12" EAVE PANELS. CAERSWS.	PH. VEH. 45/25,26,28
Poss. U19	NO No BUT POSS. 9991 (EX 6803)	31'-0¾ × 8'-0¾	ARC	PER D.EEE SEE PHOTO IN FILE 5 CPT. TRI-COMPO 3.2.1.2.3. Nos 6(786)-6(805)	PH. VEH. 32/21-23 & 25 PH VEH. CC 45 & 45A PH (BRAKE GEAR) 32/24 & 28.
	NO No	?	ARC	OUTSIDE ROD. BRAKES. DIDCOT	PH VEH. 60/1, 2 & 3. " " CC. 49 ?

4 Wheel BRAKE COMPOS

DIAG. U

PAGE 1

DIAG	Nº	Size	Roof	Det	Reference
U20	9993 EX 6889		ARC.	DWG 31739 LOT 327. BUILT 1885 BUILT AS BROAD GAUGE CONVERT. TYPE I WITH WIDE BODY AS A 6 W. Nº 502. N.G. Nº = 889 to 1908 THEN 6889. MIDDLE PAIR OF WHEELS REMOVED AT A DATE UNKNOWN. (NOTE OUTSIDE ROD. BRAKE GEAR) 12" TOP PANEL.	PH. VEH. BW 31/21 PH " & END CC42 & 42A PH. VEH 51/24 & 27 (HAYES & HARLINGTON) CC54A
"	"		"	" — — — — —	PHOTOS (OUTSIDE RODDED BRAKES) BW 31/26-29 (AS BG. 496-505)
			?	3-RAD. PROB. COMPO BKE BODY BUT ODD WINDOW - UNUSUAL	PH. BODY (ABINGDON) CC12A
U23	6895		PROB. ARC.	4W. CENTRE VAN COMPO.	PH. VEH. 47/37.
U25	-		3 RAD.	END WINGS (POOR PHOTO). ONLY PART OF COACH	PH VEH. 48/2.
EX U27	W9983		CLER I	4W. LUGG. COMPO EX U27, Nº 6223. — EX 6W? LOT 286 34'-4 x 8'-1	PH. VEH 48/5
-	BODY	31'-0¾ x 8'-0¾"	3-RAD.	14 CPT BKE COMPO BODY (SWINDON)	PH. BODY 49/22.

MRWALFORD

PART OF SERIES COMPRISING 6883-6892 (1885)

ALL 6W. AS BUILT (2ND.-1ST-LUGG.-1ST-2ND) CONVERTIBLE TYPE I IE. WITH WIDE BODY. THUS A SLICE HAD TO BE TAKEN OUT TO CONVERT THEM & THE ARC ROOF OF THE PERIOD CHANGED INTO A SEMBLANCE OF THE LATER 3-CENTRE ROOF.

EXCEPT THIS ONE (6889)

IN CIRCA 1931, 5 WERE SCRAPPED (6883 CONV. TO SERVICE VAN) 6887, 6891 & 2 DOWNCLASSED TO 3RDS

NO DIAG. PROVIDED FOR THE 4W CONVERSION

6 WHEEL BRAKE COMPOS

DIAG. U

	No.	Size	Roof	Details	References
	9964	31'-0¾ x 8'-0¾	CLER I	PROB. TRI-COMPO BKE (MY MODEL) RATIO KIT 615	DWG SKTN. P101H.
	9984	. . .	. . .	CHOC & CREAM CAMPING COACH WITH OUTSIDE ROD. BKE GEAR	PHOTO GW MAR 1935 P196
	9962	31'-0¾ x 8'-0¾	CLER I.	TRI-COMP/BKE (WITH OUTSIDE RODDED BRAKE GEAR)	PHOTO COACH BW 20/29 & 32. & CC31
	9962	EX No. 6820	CLER I	- - -	" " & 60/4 BW 21/5 CC30 & 30A
U29	9962			-LOT No. 370 c.1886 DWG No. 40656? COPY COL STR.	" " BW 35/19 CC34A CC35
	9997	31'-0¾ x 8'-0¾	ARC.	1ST/3RD COMPO BKE c.1880	DWG & ART. MRC. NOV 51 P188
U29		31'-0¾ x 8'-0¾	CLER. I	LOT 370 SEATS:- 6-1ST. 30-3RD. 7" EAVE PANELS.	PH. DIAG. U29 BW 36/40 (COPY 37/11) NOTE:- ORIGINALLY WAS 3.1.LL. 2.3 (TRI) NOW SHOWN AS 3 1 LL 3 3 ↑ PH DIAG 77/4
U28		31'-0¾ x 8'-0¾	CLER I	12" EAVE PANELS. SEATS 12-1ST, 20-3RD	PHOT. DIAG. U28 (BW 36/41 COPY 37/10)
U21	9997			GW CENTRE VAN COMPO BG. 12/85 SG. No. 931 - LATER No. 6931	[redacted] PH. VEH 47/36 PH DIAG 77/2
	W9984		CLER I	GW CENTRE VAN COMPO	PH. VEH. 48/3.
	9984			- - - - - -	PH. VEH (COPY GW. MAG 1935 P196 77/23
					PH INSIDE VIEW OF ABOVE (CARPET GW MONO) 77/24
EX U27	W9985		CLER I	LUGG. COMPO GW. EX U27 No. 6245 LOT 286 34'-4" x 8'-1	PH. VEH. 48/4
v	W9981W		CLER I	EX U27 No. 6196 LOT 286 34'-3x 8'-1	PH VEH 48/6
U27					PH DIAG 77/3.

6 WHEEL BRAKE COMPOS

DIAG Nº	Nºs	SIZE	ROOF	DETAILS	REF.
U29	996x?-6?		CLER I	CENTRE VAN COMPO 34'-4' x 8'-1	PH VEH. 48/7
U29	9964		CLER. I	LUGG. COMPO EX U29 Nº 6823 WT 370 PANELLED CLERESTORY.	PH VEH. 48/8
	W9977		PROBLY CLER I	6W CENTRE VAN COMPO	PH VEH. 77/47

4W [redacted] PASS. BRAKE VANS (16 DESIGNS 4 & 6W) OF WHICH 2 NOT CODED. DIAG. V PAGE 1

	No.	Size	Roof	Details	Ref. (SEE FULL DETAILS)
V1		21'-6" x ? 0 3/4"	ARC.	c1877 WITH GDS DOOR & LOOKOUT & D. DOORS. M. LONGRIDGE MODEL	P75 PH. MODEL MRN AP 53 CALSO GOT DIM. FROM BIRM. CONFERENCE SEE COACH FILE PH. DIAG DWG 70/33
	DW23		ELLIPT.	UNUSUAL (BUILT CRAVENS IN 1921) PAINTED 37'-1 x 8'-6"	PH COACH BW 33/17
~~V2 V3~~	-		ARC. ?	BODY ONLY (TENBURY WELLS) (MY MODEL - FULL BIKE) WITH GDS. WING & 2- EX. 6W? - SEE ALSO 6W	DD. PH BODY CC4A " " → BW25/41 COPY BW48/20
V7		28'-0 3/4 x 8'-0 3/4	CLER III	LOT 597 & 646	PH. DIAG. BW36/34
V1	481	21'-0 3/4 x 8'-0 3/4	ARC.	LOT 146 (R WOODFIN:- V2 DIAG (WHICH IS V1 WITH WINGS - NOT AVAIL. FROM SWINDON.	PH DIAG. {BW 36/37 BW 49/30
V2		21'-0 3/4 x 8'-0 3/4	ARC	AS ABOVE BUT WITH WINGS.	PH. MODEL MRN 53 P75 PH DIAG DWG 70/34
V11/12			3-RAD.	R. WOODFIN:- LL G. LL	" " R. WOODFIN CANNOT FIND
V3				PH DIAG 77/27	PH DIAG V11 77/11 PH DIAG V12 77/12 PH DIAG DWG 70/35
V4	~~8425~~		3 RAD.		PH. VEH. 48/9 PH DIAG DWG 70/36
V5	1410?		3-RAD.		PH. VEH 48/10 PH. DIAG. 72/0 " DIAG 77/5

V

4W. PASS. BRAKE VANS

DIAG. V

DIAG Nº	Nºs	SIZE	ROOF	DETAILS	REF
V6	-		CLER III PANELLED	4W. T.P.O. END WINGS & SLIDING DOORS	PH. VEH. 48/11 PH. DIAG 72/1 & 77/6
	Nº 499		CLER III		PH. VEH. 78/2 (BETTER THAN
V7	491		CLER III	(SEE PAGE 1 ALSO)	PH. VEH. 48/12. PH DIAG 72/2 & 77/7
	Nº 487 ETC.			LOT 146.	TL JONES DWG Nº GWC/05 (SAW AT D. LEE'S)
	Nº 487 ETC		ARC.	END WINDOWS V.G.	PH. DWG. GWC/05 BW 64/43 COPY BW 67/36
V8				6W!	PH DIAG. 77/8
V9				6W!	PH DIAG 77/9
V10				6W!	PH DIAG 77/10
	Nº 93.			VERY EARLY PASS. BKE VAN (SHOWS DOG BOX.)	PH. VEH 77/29 COPY ~~[illegible]~~ 19th CENT B51

6 WHEEL PASS. BRAKE VANS. DIAG. V

Diag	Nos	Size.	Ref	Details	Reference (SEE FULL DETAILS)
V8/9			ARC.	LAYOUT :- PER D. WOODFIN :- LL = GLL → LOOKS INTERESTING FOR MODELLING	R. WOODFIN "CANT POT HIS FINGER ON IT" PH. DIAG (V8) 72/3 & 77/8 PH DIAG (V9) 72/4 & 77/9
V13	Body.		ARC.	VAN Nº 305 EX. R&S.B. Nº 38 END WINDOWS. EX. 6W. Nº 396 BUILT 2/75	PH. VEH 48/13
V13?	Nº 6		ARC.	4W EX 6W. END WINDOWS	PH VEH 50/28 PH DIAG. 72/8 & 77/13
V14	68		ARC.	6W. END WINDOWS	PH. VEH. 48/14 PH DIAG 77/14
V10					PH. DIAG DWG 72/5 & 77/10
V11				Built 4W!	Ph DIAG DWG 72/6
V12					Ph DIAG DWG 72/7
V14					Ph DIAG DWG 72/9
V15					PH DIAG. 72/10 & 77/15
V16					PH DIAG 72/11 & 77/16

4 WHEEL MISC. VANS

DIAG. W

SHEET 1

DIAG	SERIAL Nº	Size	Ref	Details	Reference
W1		25'-0 3/4" x 8'-0 3/4"	3-CEN.	LOT 574	PH. DIAG. BW36/35 PH DIAG. 72/12 & 77/17
W5 EX V2	BODY.		ARC	EX. V2. 4W. HOUNDS VAN 86.	PH. VEH 48/16.
"	"		ARC	ROOF VIEW OF ABOVE (ORIGINAL OIL LAMPS ETC)	PH. ROOF 48/15
"	" (86)		ARC	HOUNDS VAN Nº-86 END WINDOWS.	PH BODY. 50/23.
W2					PH DIAG 72/13 & 77/18
W3					PH DIAG 72/14 & 77/19
W4					PH DIAG 72/15 & 77/20
W5					PH DIAG 72/16 & 77/21

W

6 WHEEL MISC. VANS — DIAG W.

DIAG	No.	Sizes	Roof	Details	Ref.
		?	CLER	BODY AT PONTESBURY SIDINGS LOOKS VERY UNUSUAL D/D. EACH END WITH 1-LARGE SALOON TYPE WINDOW	PH. BODY CC15 & 15A ALSO B&W?
W9	[redacted]			6W BULLION VAN. LOTS 842 866	D. LEE HIS. DIAG DWG. (1/4") No. 31571 PH. DIAG 27/22

GWR BOGIES

8'-0" VOLUTE (CHURCHWARD)

2

DWG. — loaned from D. LEE

V.G. "The Railway Engineer NOV 1903 P346
See Rough sketch copy in my file.

PHOTOS

VARIOUS BOLSTER BOGIES

PH. OF DWGS. BW 72/17 — SEE ALSO 2 SHEETS IN DWG FILE

PH. OF LNE BOGIES

93/12

G.W.R. BOGIES

9'-0" VOLUTE (WITH VOLUTE SPRINGS ON BOLSTER)
& 10'-0 "

DWGS

PHOTOS

ON SIP. G. MRN OCT 28 P306
COPY OF COL. STREV. BW 33/23.
PH (WITH MODIFIED BOLSTERS) ON SIPH. H. 64/5

10 FT. VOLUTE BOGIES

PHOTO OF BOGIES ON VAN W130 BW 26/42
PHOTO (VG) BW 37/3.

GWR BOGIES

9'-0" (SIDE FRAMES AS VOLUTE BUT MODIFIED BOLSTER)

(dwg)

PHOTOS

ON SIP. F MRN 1931 P339

WEIGHT ON "PRINCE OF WALES" COUPE

BW 100/34