

GREAT WESTERN CODE NAMES FOR ROLLING STOCK. (FREIGHT.)

+ Paco	Horse Box.
+ Paco C	Horse Box with luggage body 12' wheelbase.
Mex	Ordinary cattle wagon.
Mex B	Goods cattle wagon fitted with vacuum brake.
Mica	Ordinary meat van.
Mica A	Refrigerator meat van.
Mica B	Refrigerator meat van which can also be used as an ordinary meat van.
Catox	Passenger train cattle box.
Macaw	Single timber truck (4 wheels) load 10t.
Macaw A	Four wheel double bolster wagon to carry 14t.
Macaw B	Eight wheel bogie timber truck, 30t 45' long.
Macaw C	" " " " " 30t 70' "
Macaw D	" " " " " 40t 45' " 8' 8" wide.
Macaw E	" " " " " 30t 45" " 8' 8" "
Macaw F	Four wheel bolster wagon to carry 10t fitted with four bolsters, vehicle 25' long.
Macaw G	Eight wheel bogie bolster truck, to carry 30t 33' and 35' long.
Macaw H	Eight wheel bogie bolster truck to carry 20t, 35' long.
Macaw J	" " " " " " 40t, 62' long.
Gane	" " " rail wagon special to Engineers Dept.
Scorpion	Carriage truck open ordinary (4 wheel) (Goods dark grey).
Scorpion C	" " " 45' long bogie " " "
Scorpion D	" " " 21' " "(4 wheel) " " "
Covcar	Covered Carriage truck (4 wheel).
Coral	Glass Wagon.
Coral A	Glass wagon with movable partitions.
Toad	Goods Brake van.
Toad A	Goods Brake van (vacuum fitted).
Cone	Gunpowder van.
Adca	Covered truck conveying motor car, accompanied by passengers.
Unca	" " " " " unaccompanied by passengers.

(These two are the same as Covcar, but containing motor)

- + Rotank Road rail truck for conveyance of modible milk tanks.
- + Milta Milk tank truck on which the milk tank is fixed to chassis.
- + Gnat Compo slip coach eight wheel double ended 70' long.
- + Gnat A Eight wheel slip coach single end.
- + Gnat B " " " " double ended.
- + Snake Four wheel passenger Brake van.
- + Snake A 6 wheel passenger Brake van.
- + Snake B 8 " " " "
- + Snake C 8 wheel " " " gangwayed, with side corridor.
- + Snake D 8 wheel " " " " open without side corridor.
- + Termite Four wheel 3rd coach.
- + Termite A Eight wheel 3rd coach.
- + Termite B Six wheel 3rd coach.
- + Termite C Eight wheel clerestory with corridor, 8' 6" wide.
- + Termite D Eight wheel 3rd with corridor, 10 cpts, 9' wide.
- + Termite E Eight wheel 3rd " " 8 cpts not more than 9'3" wide.
- + Termite F Eight wheel 3rd " " 8 cpts 9' 6" wide.
- + Termite G Eight wheel 3rd non-corridor 10 cpts.
- + Termite H 3rd 8 wheel with corridor 9' 7" over handles restricted use.
- + Termite J 3rd 8 wheel with centre corridor and vestibule ends.
- + Emmett Bke 3rd 4 wheel.
- + Emmet A Bke 3rd 8 wheel.
- + Melon 8 wheel van end 3rd.
- + Melon A 8 wheel Bke 3rd non-corridor.
- + Melon B 8 wheel Bke 3rd with corr. not more than 9' 3" wide.
- + Melon C " " " " " 9' 6" wide.
- + Melon D " " " " " clerestory roof 8' 6" wide.
- + Melon E " " " " " 9' 7" wide, restricted use.
- + Melon F " " with centre corridor & vestibule ends.
- + Hydra Passenger well truck (4 wheel) for road vehicles to carry up to 8t, length in well 11' (Brown vehicles).
- + Hydra C Passenger well truck for road motors to carry 5T for conveyance of G.W. motor cars length in well 12' 6".
- + Hydra D Passenger well truck to carry 15t to carry buses etc. on their own wheels, length in well 15'

+ Python	Short covered carriage truck (4 wheel).
+ Python A	Long covered carriage truck (4 wheel).
+ Monster	50' " " " (8 wheel).
+ Goliath	Open " " " (8 wheel).
+ Siphon	Milk Van (4 wheel).
+ Siphon B	Milk Van (4 wheel) louvre sides.
+ Siphon C	Milk Van " " " & end doors.
+ Siphon D	Milk Van (6 wheel) " "
+ Siphon F	Milk Van 40' (8 wheel)" " "
+ Siphon G	Milk truck 50' gangwayed louvre sides.
+ Siphon H	" " 50' louvred sides, end doors 13' high.
+ Siphon J	" " 50' insulated, 8 wheels electric lighted.

+ In passenger service. (To be continued in our next issue)

## DIAGRAM INDEX (GWR). (AT BACK)

- ① G.W.R. VEHICLES UNDER CODE NAMES. eg.
- |                              |                             |
|------------------------------|-----------------------------|
| "BEAVERS" (FLAT TRUCKS)      | "MICAS" (MEAT VANS VARIOUS) |
| "BEETLE" (PASS. CATTLE VANS) | "MILTAS" (MILK TANKERS)     |
| "CONE" (GUNPOWDER VAN)       | "OPENS"                     |
| "CORDON" (GAS WAGGONS)       | "PACO" (HORSE BOX)          |
| "MEX" (CATTLE VANS)          | "PYTHON" (C.C.T. VARIOUS)   |
| MINK (VENT. VANS)            |                             |

NOTE: - LIST OF GWR CODE NAMES IN MODEL RLY ENCYC. (CARTER) P. 445 ALSO MIRC. 1935 P. 195 (CLUB LIB.) (ALPHABETICAL) →

- ② GENERAL REFERENCES TO GOODS VEHICLES  
eg. USEFUL DATA ON SERIAL NOS

GENERAL

- " BODY COLOURS.
- " " " TARE WEIGHTS.
- " WAGGON LETTERING (G.W.R.)

- ③ BOGIES. (SEE ALSO COACH BOOK IF APPLICABLE)

"BOGIES"

- ④ UNDERFRAME DETAIL. (4 WHEEL & BOGIE VEHICLES)  
(SEE ALSO "BRAKES")

"UNDERFRAMES"

- ⑤ BRAKE DETAIL (INC. GWR "EITHER SIDE" BRAKES)  
GWR VAE BRAKES ETC.

BRAKES

- ⑥ UNPLACED. DOMESTIC VEHICLES (D.W. SERIES)  
& OTHER G.W. VEH.

DOMESTIC

- ⑦ BROAD GAUGE VEHICLES & REFS.

BROAD GAUGE

- ⑧ EX "CAMBRIAN" STOCK

"CAMBRIAN"

- ⑨ EX "RHYMNEY RLY." STOCK

"RHYMNEY"

- ⑩ EX TAFF VALE STOCK

"TAFF VALE"

- ODDMENT VEHICLES eg. WELSH HIGHLAND WATER WAGGON  
VALE OF RHOD. ETC  
FOREIGN VEHICLES.

"ODDMENTS"

"PRIVATE OWNERS" WAGGONS.

"WAGGONS"

"PRIVATE OWNERS" TANKERS (4W. & BOGIE)

"TANKERS"

S.R. STOCK (4W. & BOGIE)

"SOUTHERN"

L.N.E.R. STOCK. INCL. G.C.RLY N.E. OR G.E.  
H.B.&W.R.JCT. RLY.

"LONDON & N.E. RLY"

L.M.S. STOCK. INCL. LNWR. MIDLAND L&Y

LONDON, M.&S

B.R. STOCK (4W & BOGIE)

BRITISH RLY

UNPLACED VEHICLES

(BACK PAGE)

CRANE VEHICLES.

# AERO

12T AIR SCREW WAGON MAX T. 5-18 20'-6" O.A. 17'-6" O.H. 10' WB.  
N<sup>os</sup> 137672 - 137696 (CONVERSIONS) INTROD. 1939  
141669 - 141718 NEW BUILT.  
139197 - 139296 " "

## DWGS

ED. BRGS A/92

## PHOTOS

GW MAG 1939 P.

ALE

8T ALE WAGON MAX T. 6-11 21'-11" & 21'-5" O.A. 18'-6" & 18' O.H. 11' WB.  
1939 CONVERSIONS OF SURPLUS CATTLE WAGGONS. INTROD 1939

## DWGS

## PHOTOS

38659 GW MAG 1939 AUG P.

38659 MRC 1939 OCT P245

8T W106584 PH VEH 62/30 & CF26A

10 T Motor Car Van INTRO. 1929  
MAX TARE 11-5 36'-4 OA.  
33'-0 OH.  
22-0 WB

N<sup>rs</sup> 116901-117000

PER  
C.S.

DWG  
REF. ED. BRIS. A/44  
DIAGRAM (COPY) BW 37/32 ←

PHOTO  
REF. GW MAG 1930 P250-1  
(ALSO DIAG. DWG)  
116901 (FDIAG.) EXCEP. LOADS P22.  
LINE OF ASMOS GW. MAG 1938 P507  
116912 (SIDE & END VIEW) BW 22/10 & 11  
W116915 VEHICLE BW 29/10 V.G.  
W116949 VEH. 77/32  
W116949 (END VIEW) 77/40  
10T. W116998 VEH. 91/25 & CF 45  
W116954 VEH 89/27  
~~W~~

SEE POSSIBLY "MINERAL" OR  
"LOCO COAL"

BALLAST.

10T. DROPSIDE EXAMPLES. DW. 14165 30859 30940 30910 30435  
100856 40436 40261 80270 80658  
80729 80599.

10T 14424 PH VEH 58/11 DIAG? P5  
10T 43391 PHOTO VEH 56/7 DIAG? P5

DW 30896 COL. STR.  
# 43442 " "

(10T) 40841 PH. VEH. 55/21 DIAG? P.4.  
(10T) 80592 PH VEH 55/23 DIAG P.15  
10T 40604 PH VEH. 58/13 DIAG P.20

14T. DROPSIDE EXAM:- DW 30642 40195 (7-14) 80083  
80457 80004

30679 PH. VEH 55/18 DIAG. P.21

PH. 20T. OPEN BALLAST WAGON N<sup>o</sup>-14105 BW 99/36

20T & 21T DROPSIDE EXAM:- DW 80751 80794 80613

DWGS

ED BRIS A/79 (1937 type)  
" " 12/15 (free-grant)

PHOTOS

20T? 80663 R. MD. 1953 JUNE P139  
D.B. 991054 LENS OF SUTTON  
(20T) 80508 VEH. 55/30 DIAG P.23.

20T HOPPER

DWGS

ED BRIS 12/25  
" " 12/71

PHOTOS

83959 "REAL PHOTOGRAPHS 6-19 12T  
43804 " " 12T  
20T 60224 PH VEH. 56/12 DIAG P.7

20T BOGIE BALLAST WAGON BUILT 1890/1 34' LONG x 7'-6" WIDE

SIDE TIPPING WAGON 100008 PHOTO QW TRACK TOPICS P.160



(GW)

BEAVER A.

20T 6W FLAT TRUCK (3-ONLY)

Nº 13619	T7-14	17'-6 OH. x 8'-0"	WB = 11'-0"
Nº 13621	T7-15	18'-2 OH x 7'-7"	WB = 11'-6"
?	T6-17	18'-0 OH. x 7'-6"	WB 11'-6"

(GW)

BEAVER B

20T 6W Flat Truck

Nº 42901 T12-12 33'-0" OA. 30' OH. 22' WB.

(GW)

BEAVER C

1ST. 6W BOLSTER TRUCK T. 8-13.

Nº 48978 27'-7" OH. x 8'-0 18' WB. (3-BOLSTERS @ 9'-CENTRES)

RECORDED MACAW F.

40987 PH VEH 57/21 to 23 DIA J10

## BEAVER D

30T. BOGIE BOLSTER TRUCK 33' O.H. x 8'-0" 28' W.B.  
N<sup>o</sup> 48901 & 2 fitted with 3 Bolsters at 11'-6" centres  
Later " " 4 " " 7'-6" + 8'-6" + 7'-6" centres.  
Re-roled Macaw 'G' fitted with 6 - BOLSTERS.

## BEAVER E

30T. (De-rolled to 20T) 4W. Flat Truck.  
23' O.A. 20' O.H. x 8'-9" 12' - W.B.  
N<sup>o</sup> 41995/6 T.7-2. (Re converted to Roll Waggon 1942.)

" BEETLE "

4W Passenger Cattle Wagon  
18'-6" O.H. x 8'-0" 11'-0" W.B.  
Nos 928-945 949  
(DEDUCTION ONLY)

Body similar to MEX B.  
with disc wheels,  
carriage guards,  
and Vac. Brake.

Re-numbered in freight stock series.

Dwg

Photos  
- MRC. 1945 OCT. P:-

BEETLE A

GT. 4W. Passenger Cattle Waggon. Piped on WEST BRD (MRC. 1935 P195)  
N<sup>s</sup> 946-8 950-79 OA x OH. 11'-WB.

DWGS.  
- MRN NOV 1945 P217

PHOTOS  
- MRN NOV 1945 P218  
(MODEL) " " " P216  
" MRN. OCT 1938 P261  
(VG) GWRN<sup>N</sup>-961. PH. VEH { 64/26 USEFUL FOR  
CF. 30A. GWR PAINTING.

GT. 4W Pass. Cattle Waggon  
MAX T 11-2 29'-6 OA. 26'-0" OH. x - 16' WB.  
Some 23'-0" OH x - 16' WB.

BEETLE B

N<sup>s</sup> 203/6/210/6/9/222 N<sup>s</sup> 722/5/6/8 N<sup>o</sup> 729-736 (6W)  
N<sup>s</sup> 981-1000

WITH CENTRE ATTENDANTS COMPT.  
1 - OFF BUILT 1908 23'-0 OH.  
40 - " 26'-0 OH.  
(VG) GWRN<sup>N</sup>-214 PH. VEH BW 64/27. (PAINTED GWR.)

DWGS.  
N<sup>o</sup> 222 ED BRSS 12/66  
SWINDOW DIAG DWG PROBABLY W4 50/44

PHOTOS  
N<sup>o</sup> 1000 L & G R P N<sup>o</sup> 1209  
N<sup>o</sup> 214 (MODEL) MRC 1945 P.42. ←  
616 } COL. STRAV. 536.  
722 }  
210 }  
GW? W744 BW 25/27 & 28  
GW✓ E777W BW 9/23 & 4  
995 VEH 55/34 DIAG W7.  
995 (END VIEW) 55/35  
998 PH VEH 57/6 DIAG W7

IDENTICAL TO MICH LONG. BOOK BET. P 32 & 33

GT 4W. Passenger Cattle Van

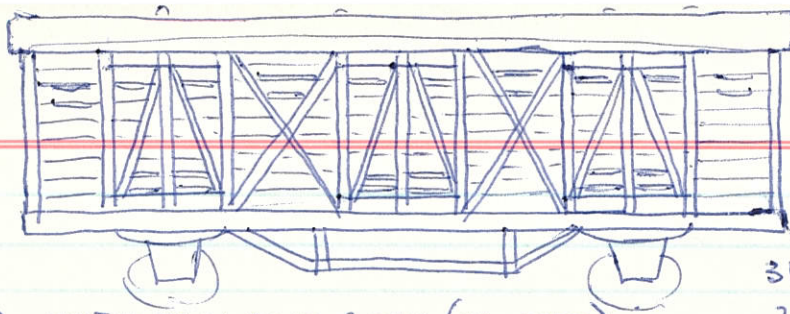
(BEEBLE 'B' re-coded 'C' 194?) (when Westinghouse brake removed.)

Note:- GW BR. vehicles numbered 737 upwards

SWINDON DIAG. DWG BEEBLE 'C' PRIBLY W6. 50/45  
 " " " " " " W7 50/46

PH. N<sup>o</sup> 727.  
 PH VEH IN 1934 LIV.

BW 77/35 GWR  
 MOND. 96/24



3 DOOR TYPE

BLOATER

10T. 4W FISH VAN.  
MAX. T. 11-11.

31'-11" & 30'-11" O.A.  
28'-0" O.H. 18" W.B.

- TYPES ① VENT SLOTS IN SIDES & ENDS (eg. 2277)  
 ② ROOF CROSS STRIPS & SHELL VENTS (eg. 2700).  
 ③ STEEL ROOF & SHELL VENTS (2701-50)  
 ④ RE-BUILD FOR PARCEL TRAFFIC (eg 2179) - EX. TYPE 2

N<sup>OS</sup> 2122-64/7-8/70-1/4/6-8/80-90/2-3  
 2202-14/19-41/4-6, 50-3/59-60/64-8/75-88  
 2601-7/11/15-28/36-48/52-55/59-2700  
 2701-50

PARCELS REBUILDS  
 2114-21/65-6/9  
 /72-3/5/9/91  
 /6-2200  
 2608-10/12-14

DWGS

- V.G. MRN. 1929 MAR P81

- ED BRAS. A/10

3469 SKIN. G131 (N<sup>O</sup> INCORRECT)

2700 (NOTE) MRN 1931 NOV P338

SWIN. DIAG DWG	PROB.	S8.	50/59
"	"	"	50/60
"	"	"	59
"	"	"	50/61
"	"	"	50/62
"	"	"	510
"	"	"	50/63
"	"	"	511
"	"	"	50/64

PHOTOS

N<sup>O</sup> 2179 (MODEL) MICH LONG BOOK (BETW. P48&9)

N<sup>O</sup> 2277 MRN 1929 MAR. P79 VC.

2211 COLIN STREY.

GWR 2713. VEH. (WG.) DIAG S11 } G4/4  
 } CFS1A.

N<sup>O</sup> 2277 VEH. (WITH 'GW' LETTERS) 77/37



# BOCAR

30T BOGIE CONV. MOTOR CAR BODY TRUCKS. 48'-0" OA.

MAX TARE	18-4	N <sup>OS</sup>	70720/21/25/43	84322/50/91	84426/82/97	84516/66	84328	} RE-CODED MACAW E
	18-3	"	70737	70739	(END DOORS)			
	14-6	"	84643 (RECODED MACAW B)					
	14-1	"	84761 84893 84927 107001 (RE-CODED MACAW B)					

DWGS

PHOTOS

GW MAG. 1930 P.  
 " " 1935 P  
 RLY GAZ. 1937 P.

## BOWCAR A

ST. BOGIE COVERED MOTOR CAR BODY TRUCK (CONV. MACAWS & COACHES)

1948 TYPE 1 N<sup>OS</sup> 85856/62/65/72/76/94/97/98 85901/12 107414/56  
~~85856~~ " 107423/24/26/28-30/33/38/41/62/67/70  
 TYPE 2 " 85860/63/70/75/79/91/96 107411/13/43/44-47/49-51/57.  
 107421/34/63/73.  
 " 3 " 85908  
 " 4 85911 (52'-5" OA T. 17-2 CAPACITY 8 BODIES)  
 " 5 85914/15 58'-5" OA. T. 18-15.

DWGS.

PHOTOS

107466 GW MAG JAN 1935 P 14  
 84482 " BR IN PEACE & WAR - INSIDE BACK COVER  
 - + DIAG. " BRIT. RAILS ROLLING STOCK P.

(V) GWR 107426 VEH. { BW 64/11  
 CF. 33.

5T. 4W. Motor Car Trucks max T. 8-6 4w!  
 max OA. 36'-5", OH. 27'-5" to 33'-5" } ?  
 N<sup>OS</sup> 107477 - 107500 85916-7.

## BOWCAR B



# BOGIES

(SEE ALSO BOGIES  
IN COACH BOOK IF  
APPLICABLE  
eg. 9' AMERICAN  
EQUALIZERS

DIAMOND FRAME  
V.G. DWG. " RLY MECH. ENGR VOL 1 P118

## PLATE<sup>?</sup> BOGIES



PHOTO ON WELTRON W 41943

- - - - - W 41937

" " MACAW W 84815

5'-6" BOGIES (TWO TYPES COMPARED) ON MACAW.

" - - - - - "FLAT" -

BW 24/5

- - - /6.

- - - 25/9

PH. OF BOGIES. 55/29

PH OF BOGIES 58/18

## BR. TYPE

PHOTO ON B 944262 (BOGIE BOLSTER <) (DOLYHIR STN)

BRAKES  
~~MASS~~  
~~MASS~~  
(~~MASS~~)

"G.W. EITHER SIDE HAND BRAKES"

DWG. ED. BRKS A 51. (GOT.) (4 WHEEL VERSION).  
DWG & ART. MRN. 1932 P. 38

DWGS OF VARIOUS VEHICLES IN MRN 1928 to 1931 e.g.

ART. ON G.W. EITHER SIDE BRAKES GWR MAG 1909 P. 87

~~ART & PHOTOS GWR VANS & WEST. BRAKES GWR MAG 1906 P. 205~~

ART REF TO COURT RULING ON EITHER SIDE "

GWR MAG 1909 P2

PHOTOS ON VAN W 653W. (EITHER SIDE HAND/BK)

89/15 to 20



DEAN/CHURCHWARD WAGON BRAKE GEAR

VG DWG & PHOTO

VG DWG & ART. G.W. EITHER SIDE HAND BKE

PHOTOS ON WAGONS

ON SWINDON DIAG DWGS



MRC JUNE 62 P147

RLY ENG. JUNE 1904 P. 177

55/20 56/6, 57/30

50/70 & 71

GWR VAC. BRAKES

VG. ART. & DWGS. (APPLIC. TO COACHES ALSO)

GWR MAG 1906 P205

WESTINGHOUSE AUTOMATIC BRAKE

VG. ART & DWG (APPLIC. TO COACHES ALSO)

GWR MAG 1906 P228

BRAKES ON MACAW.

" " GANE

" " G.W. IRON VANS (SIG. DEPT)

PH. BW 60/10 & 11

PH 61/30 to 33,

PH 62/26 to 28

# BR. FREIGHT STOCK

## BOGIE

## BRITISH RLY

PHOTO "SHORT BOGIE BOLSTER N° B. -- BW22/13  
 PHOTO GUV. E86232 89/37  
 BR COV. MOTORAIL VAN (NEW DESIGN BOGIES) YERK CF 54

PH. LONG " " " D N-B -- BW22/14  
 PH. NEW BOGIE NEWSPAPER VAN (WELLINGTON STN) CF 39A.

## 4 WHEEL

PH. 21T MIN. WAGGON (TRUSHAM SIDINGS) B425081 BW 28/20  
 PH. 4W. CCT. M94385 (IN BLUE) CF. 52.

PH 4W PRESFLO CEMENT WAGGON (RVABON) B873340 CF6

PH. TAMPING MACHINE (BEYOR PEACOCKS YARD) <sup>COMMENT</sup> CF 12A.

PH. 4W LONG W.B. MODERN CCT. N° E94630 CF. 16A.  
 PH. -- -- -- -- -- N° M94919 90/10 & CF 39

PH. & DIAG. 21T IRON ORE TIPPLER MRN MAY 53 P100  
 PH & DIAG. 24T COVERED HOPPER VAN - - - - P101

STD 20T GOODS BRAKE PH. DIAG. & ART (YB.) RMA 52 P58  
 S

STD 12T COVERED VENT VAN ( - - - - - ) - - - - - P60

STD 12T CATTLE VAN B890472 59/30  
 STD 8T - - - - B894047 59/31  
 STD 12T - - - - B892194 59/32

PH. 20T GDS VAN 62/9  
 PH. HORSE BOX. E96315 94/3 & 93/18 & 19  
 PH. PALLET WAGON B932555 97/10  
 PH. PALVAN B782513 97/11  
 PH. TUBE WAGON B732729 97/25  
 PH. MODERN SHELL/BP TANKER N° 1668 C.F. 52A

BOGIE

PH. BOGIE TANKER 20299 LEAD 44-18

BW101/27 & 31

PH. SHELLSTAR FERTILIZER BOGIE VEH N° 019

BW101/28 & 30

4-WHEEL

EXPERIMENTAL COV AB N° 200178 29T

BW 101/29

21T LOWMAC. B904148 T-11-8 @ KYLE JULY 73.

BW 104/24

22T TIMBER 'P' B933010 T10-15 @ CRIANLARCH

104/9

4 W CAR TRUCK (TRACK MAINT.) R.B. 965330 - - - - -

104/10 & 11



CAMBRIAN STOCK

CAMBRIAN

6 TON VAN (COVERED) AW. (INCL LIVERY.)

M.R.C. DEC 62 P311

GOODS BRAKE VAN. N<sup>o</sup> 11 DIAG. X.

DIAG. DWG IN FILE.

(SEE ALSO "COACH BOOK" FOR SOME CAMBRIAN STOCK & PASS. MEAT VANS (6W))

CAMBRIAN BRAKE VAN N<sup>o</sup> 71936 GW N<sup>o</sup> 68955 WOOD SOLE BARS BW 65/58

-----  
BW 35/33

NOTE: - SEE MINK IRON ALSO  
AS SOME OF THEM LOOK  
SIMILAR & MAY BE ENTERED  
WRONGLY

CONE

T.T. 4 wheel jumpseater Van T.7-16 19'-6 O.A.

PRES. N<sup>OS</sup>  
OBSERVED? { N<sup>OS</sup> 11346 16970/71/74/76-81, 16983-4/6/8/9  
16991/4/6-17000  
37167, 37260 57798 58791-6/8-58800 58231, 58794  
59277, 69136 69744 79901-28  
85842/44 101633/4  
105490-105500  
105548-105559 106982/85/95 37264  
58163 69430 69685  
105761 105785

dwgs

PHOTOS

78264 ED BRIS 12/21

58316 MRN 1960 P 125 (APR). W105773 VEHICLE BW32/39

12T 4W Flat Waggon for Container Traffic  
T.S-15 20'-11" OA 17'-6" O.H. 9' & 10' W.B.


TYPICAL NOS 36461-519/521-539/727-749/751-830 etc  
39001-006/008-010/012-071/073-092 etc.

Draws

PHOTOS

(BLUE PRINT FILE) → 39408 R. GAZ. 1936 P158 Jan 24TH  
39001 MRC 1934 P165 NOV  
- CW MAG 1936  
- MRC 1936 NOV.  
39740 BW 35/4  
39448 BW 35/5





CORAL

12 T 4W Truck for glass in Containers  
T. 6-2 23'-5" O.A.

N<sup>o</sup>s 36970 - ? / 4-5

Photos

- R. GAZ. 1937.

12 T. 4W glass mill Truck ('K's KIT')  
T. 7-9 21'-6 O.A. 12' W.B.  
N<sup>o</sup>s 41712-3/5-8/20-30

CORAL A

(as above but with  
movable partitions  
MRC 1935 P. 195

Dwgs.

41722 Stanley G129  
41721 MRC 1945 P14) OCT.  
ED BRSS 12/78

PHOTOS

SAME PHOTO [ N<sup>o</sup> 41726 MRC 1945 P90 (MODEL + NOTES)  
41713 EXC. LOADS P20 (+ DIAG.)  
41726 (MODEL) MICH. LONG BOCK P. 32  
V.G. → 41722 BR ROLLING STOCK (HC. WEBSTER) P150 & (CLUB LIB.)  
COPY OF → 41722 PH. VEH. BW 49/35  
41726 PH VEH 56/35 DIAG D2

GAS RESERVOIR TRUCK USING OLD COACH & VAN BODIES

9 - DRUM TYPE 4W. VARYING FROM:- 64' - 26' - 3" OA x 8' - 2" 16' WB.  
 to:- 78 - 32' OA x 8' - 2" 18' WB.  
 MANY 28' - 2" OA x 8' - 2" 16' - WB.

DWGS.

Nº 96 LD. BROS 12/56  
 - R. MAG 1904/5

Nº 35 PH VEH 57/7 DIA DD4  
~~Nº 26~~ PH VEH 55/36 DD4.  
 - MRC 1955 P SEPT.

Nº 51 VEHICLE BW 35/20  
 Nº 74 { CF 28A  
 BW 20/3 & 7 & 5 & 8  
 W 38 W VEHICLE BW 30/8  
 Nº 19 VEH (FW ON SOLEBAR) BW 31/11  
 W 95 VEH. BW 35/21

9 - DRUM TYPE 6W

Nº 93 31' OA x 8' - 2" 19' T.WB. T. 17-15

PHOTO.

BW 103/2 & 3. COPY OF OFFIC SWINDON PHOTO (4 WHEEL)

2 - CYLINDER TYPE

SAMPLE Nº 5, 7, 8, 9, 11 12 14 - 17 21 22 98 105 & 109  
 TYPICAL 15 22' - 9" OA x 8' - 9" x 8' - 9" 9' - 0" WB. T. 10-17

DWGS.

PHOTOS

ALSO C.F. ←

Nº 8 (MODEL) MRN 1931 P32 &  
 Nº 15 BW 20/4, 5 & 6 & 8 } CV 35  
 Nº 7 VEH. BW 35/22  
 Nº ? VEH. 45/14 & 15  
 Nº ? VEH 46/12 & 13.  
 Nº 101 PH VEH 57/8 DIAG DD5

1 - CYLINDER TYPE

SAMPLE Nº 43 & 112

PHOTOS

W 45 W PH. VEH. BW 33/15

CRANE  
VEHICLES

HAND CRANE (SIGNAL DEPT N<sup>o</sup> 336) PH VEH 56/4  
HAND CRANE N<sup>o</sup> 338 (SWESTRY WORKS) PH VEH 58/25 to 27  
EX CAMBRIAN STEAM CRANE & MATCH (SWESTRY) N<sup>o</sup> 465 PH. VEH: 58/34, 35.  
CRANE & MATCH DW 402! (APPROX SHREWSBURY  
ON SEV. VALL LINE) PH VEH 59/9.

PH. MATCH T. & CRANE DW 40

91/9

PH MATCH T. & CRANE DW 451 (1898) CF48 & 92/21 & 22



CROCODILE  
(WELTROL WY.) CS.

IST. 4 wheel trolley Wagon MAXTARE 8-6  
37-0" o/a.

WAGON DIAG  
C10  
(D. LEE)

N<sup>OS</sup> 41911-14, 41979-86

DWG

PHOTOS

\* - MRC 1938 P 271 OCT  
- GW MAC 1934 P 458 (PART PHOTO ONLY)  
W41983 BW 25/4, 5, 10.  
W41983 BW 25/16 CLOSE UP AXLES & LEND.  
W41983 -- /17 BUFFERS & WELL.  
W41983 VEH. CF 18 & 18A & 19



BOILER  
TRUCK

PH. VEH N° DW 33986 BW 65/56

4W "FLATROL" N° W41990

PH. BW 33/12. COPY OF COLIN STR.

Note:- CROCODILE OF PARKERS' WINNER PHOTO MRC. MAR. 52

NOTE. REF. TO VARIOUS CROC. TYPES (N<sup>o</sup>-RANGE ETC) MRN 1931 P. 15 & 18



CROCODILE A  
(WELTROL WE)

2ST. T. 16-8 50'-0" O.A. 47'-0" O.H. 25'-2" CLEAR IN WELL.  
N<sup>o</sup>s 41905-56 (N<sup>o</sup> 41904 fitted with steel floor on  
SEE "CROC. G." underside of solenoid for carrying propellers)

DWGS

PHOTOS

- GWMAR 1925 P275  
N<sup>o</sup> 41904 "EXCEPT. WORDS" GWR 1933


CROCODILE B

1ST. T. 15-1 53' O.A. 50' O.H. 31'-2" WEL. (WELTROL WB.)  
N<sup>o</sup>s 41919 - 28

DWGS

PHOTOS

N<sup>o</sup> 41922 "TRACK TOPICS" P ~~232~~ 236 ✓  
41926 GWMAR 1925 P231  
41924 - - - 1909 P289  
- BR. IN PACE & MAR P8



CROCODILE C  
(WELTAOL WC & WN)

1ST. Bogie Wagon T <sup>53'</sup> (VARIES SEE BEWN) 56' OA 53' O.H. 31'-2" WELL.

N<sup>o</sup> 41978 18-15 } To carry 12-10 over each bogie on  
 41902&3 17-17 } 1ST Distributed  
 41917&8 18-18 } To carry 20-0 over each axle on  
 41929-32 17-11 } 1ST Dist

SPARKS  
 GIVES N<sup>o</sup>  
 SERIES.  
 MAR 31 P15

{ 41978 41902/3  
 41917/8 41929-32

DIMS

PHOTOS


N <sup>o</sup> 41917	GW MAG 1934	P261
41932	- - -	31 P358
41917	- - -	09 P84
"	- - -	37 P503
"	- - -	08 P223

CROCODILE D

40T Bogie Wagon 15' IN WELL.

N<sup>o</sup> 41900 (16-4) Prob. withdrawn by 1909

41947 (Withdrawn before new CROC H. was built using the same N<sup>o</sup>).



CROCODILE E  
(WELTROL WD & WE)

20T. (some later up to 35T) T. 24-19

65' OA 62' OH. 40' - 7 1/2' CLEAR WELL.

NOS 41948/9 To carry 17T IOC over each bogie  
in 20T Dist. over mill.

SPARKS = { 41948/9 & }  
                  { 41957/60 }

JWAS.

PHOTOS

Nº 41949	GW MAG 1914	P75
-	- - - -	34 P448
41949	- - - -	15 P314
-	- - - -	10 P40
41957	- - - -	25 P141
41960	- - - -	26 P106
-	- - - -	10 P10
41948	- - - -	09 P65
+ NOTES		
41949	EXC. WADS	P13 + DIAG.
41948	GW MAG	1911 P263

25T. 57' OA 54 OH. 31' - 2" IN WELL


CROCODILE F  
WELTROL WF, WP. & WX.

	41907-9	T 17-13
	41915 & 6	T 19-19
WX	41933-42	T 18-10
	41950-51	T 18-10
WX	41965-72	19-19
	41955 & 6	19-19

To carry 20T over each bogie in 25T DIST.

PHOTOS

-	GW MAG 1911	P 213
Nº 41941	- - - -	09 P157
-	- - - -	09 P242
41909	- - - -	11 P109
41916	- - - -	11 P142
41937	BW 24/4 . c. 1908	



CROCODILE G  
WELTROL WG WR WT & WW

3ST. 50' OA 47' OH. 25' clear in well.  
 N<sup>o</sup> 36949-51 (19-12)  
     41901      19-13  
     41943-6    21-7.  
 WT. 41952-4   23-8  
 Wm 41961-4    22-5 (later 22-19) 1925

Draws

Photos  
 N<sup>o</sup> 36951   EXC. LOADS. P - (INCL. DIAG.)  
 ?           GWR MAG 1908 P129 (POOR PH)  
 3ST. 41943   BW 24/2&3 (OPP. SIDES)

Note! - ORIGINAL N<sup>o</sup> 41900 WAS A CROC 'D'

CROCODILE H

45T. 45'-6 OA. 42'-6 OH. 20'-0" clear well. WELTROL WH.  
 N<sup>o</sup> 41900    22-8  
     47-      22-6  
     73      23-9  
     74      23-12  
     75      23-12


} originally " to carry 45T evenly  
 dist. after 19/39, upgraded  
 to carry 65T. DIST.

Draws

ED BRGS 12/30  
 MRN 1931 P. 16&17.

Photos  
 N<sup>o</sup> 41975   GWR MAG 1933 P444 <sup>P. 479</sup> NOV  
     74      -      -      P479  
     41975   -      -      36 P146 APR  
             13 P363  
     41973   MRN 1931 P. 19 (~~19~~) JAN  
 (VG) 41947 BR. Roll STOCK P134 (WEBSTER CLUB LIB.)





CREEODILE J.  
WELTROL W.T.

SDT. 57' OA 54 OH. 31'-6" WELL.  
N<sup>o</sup> 41906 28-6.

DWG

SKINLEY G118  
MRN 1931 P.16 & 17.

PHOTOS

N<sup>o</sup> 41955 MRN 1931 P19 (≡)  
" GW MAG 1925 P141  
41906 EXC. LOADS P. (ALSO  
W41906 BW25/14 VIEW OF WELL. DIAG.)

10T. 49' OA. 46' OH. 25'-6" in well.  
(NOTE:- THE ORIGINAL CREC K's WERE RECORDED G's  
N<sup>o</sup> 42278 T. 16-10 Letter 17-2.

CREEODILE K  
WELTROL WK.

PHOTOS

41944 GWR MAG 1908 P244



CROCODILE L  
WELTROL WL.

120T Bogie vehicle with interchangeable well & guide sections.  
89'-6" O.A.

N<sup>o</sup> 41977 Built 1930 T. with well 82-2 (with guides 75-19).

Dwg

- NOTES GW MAG 1931 P 16 JAN.
- ED. BRUS A/41 & A/80

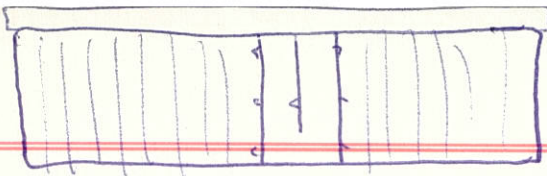
PHOTOS

- GW MAG 1937 P 502 NOV
- - - 35 P 184 APR
- - - 35 P 404 AUG
- - - 30 P 389 (ART.)<sup>+</sup>
- - - 30 P 427 (DIMENS.)<sup>+</sup>
- R. MAG. 1931 P 175 (+ ART.)
- EXC. LOADS P. - (+ DIAG.)
- MODEL M/RN 1932 P 264

12T 65'-6" O.A. 62'-6" O.H. 43'-10" WELL. CROCODILE M  
T. 21-3.

N<sup>os</sup> 41976  
42020-3

To carry 10T over each bogie in 12T DIST.



DAMO  
A

10T. Motor Car Van 33'-4" OA 30' OH. 19'-WB.

MAXTARE 11-4 1932  
11-2 1947.

NOS 42206 - 42215  
42216 - 42219 WOOD FLOOR  
42244 - 42263 " "

DWG  
REF

MRN. 1928 P273 (SIDE VIEW ONLY)

\* MRN 1930 P15 (UNDERGEAR & CHASSIS)

ROCHE G118

SKIN. G132

ED BRIS A/18

PHOTO REF.

Nº 42214 MRN 1930 P13

- GW MAG 1934 P23 JAN.

END VIEW BW 4/8

W 2262 END VIEW (BW 24/8

" 3/4 " " /9

" DOOR CLOSEUP " /10

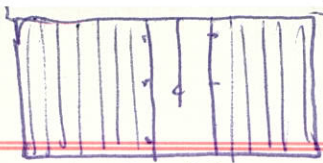
" CHASSIS " " /11

W 42212 VEH (RVABW) CF 6A

42214 VEH 77/36

SWINDON 1930 W 42261 VEH. (CARUSLE STN) 82/13. }  
----- CF. 36. }

W 42247 VEH. 91/20



DAMO  
B.

10T Motor Car Van 23'-4" OA MAXT. 9-0 1932  
NPS 42221 - 42230 8-19 1947

DWG REF.

BODY ENDS & SIDES MRN 1928 P204/5  
ROCHE G118

42221 MRN 1928 P204  
ED. BRIS A/19

PHOTO REF.

Nº 42221 MRN 1928 P271  
42230 PH VEH 57/19 DIA G25  
42230 PH. END 57/20 " "

(END VIEW)

DENFLAT E

PHOTO VIEW (SWINDON) N° DW 39820  
WB 10' - 0 T. 6 - 17.

BW 49/17

GMK  
STD 12T

UNPLACED DW. (DOMESTIC WESTERN) PAGE 1  
VEHICLES.

DOMESTIC  
& OTHER GW

PHOTO DW VAN  
NO.?



BW 20/13.


NR FALMOUTH STN

PHOTO "ENPARTS" VAN DW 199? RHYM STN BW 30/35

~~PHOTO DW 10996~~ ~~40949~~ ~~TRAVELAND KNEW NAME?~~ ~~BUG. SPEC OF SORTS (KINGSTON STN)~~ ~~CF 2A~~ ~~56/24 & 25~~  
DIAG. F2

PH. DW 150121 4W LONG WB. 3 DOOR VAN (WOOD DOORS) CF 9 & 9A

PH DW 150131 4W " " 2 DOOR VAN " CF 10

PH. OPEN BRAKE TRUCK (FROM C. STREV)  BW 26/44  
" " " PHOTOS & DWGS (" " ) MRC FEB 63 P42

PH DW 107106 BOGIE MATCH TRUCK (HOOKER GATE) CF 11

PH. DW. 150034 GT. 4W. BW 35/7

PH. 65'-6" x 8'-1" VAN W130 (FROM D. LEE) BW 26/43

PH. DIAG DWG 50 SCENERY VAN. DIAG P. 16 (COPE UNKNOWN) } BW 38/3 & 40/3  
+ DWG IN FILE

PH. VEH. 4W. VAN DW. 80989 BW 45/36 & 37.

WAGON  
DIAG  
Y3.  
D. LEE  
SAYS 46/1  
IS FRUIT

PH VEH. 4W. FRUIT - ? ~~DW 150165~~ & 150156 (ABERMOUTH) 46/2.

PH VEH 4W MIMC? DW 150349 10T 46/24.

PH. VEH. 4W. MESS & SLEEPING VAN DW. 56515 12" SOLEBAR SWINDON 4'-6" SPRINGS. 1913 48/28 to 30

PH VEH. 6W TOOL VAN (SIGNAL DEPT) N° 14942 DIA CC3. 57/24

PH. CRANE TESTING VAN 4W 43951 DIA CC5 57/26

DIAG DWG (SWINDON) OF 4W WATER TANK WAGON 50/47

PH. OSWESTRY BREAK DOWN VAN N° 162 58/2

PH V. LONG BOGIE BREAK DOWN VAN N° 130 (VOL. BOGIES) 58/3

PH ACCOM. VAN EXT. TAD. N° 7 58/4 & 14

PH. 4W TOOL VAN SIG. DEPT 14950 DIA CC1 58/7

PH 6W " " " " 14942 " " CC3 58/8

PH 30T BOG. FLAT WB. W84328 58/19

PH. BREVAN M&E DW 17910 59/7

PH OF 6W IRON VANS. (SIGNAL DEPT) W14983 & DW 14986 62/17 to 28 & CF 26

PH SMALL 4W DALLAST WAGON DW. 14176 63/18

PH 10T LONG WB VAN DW 150337 91/1


V2.  
DOMESTIC  
& OTHER GW.  
VEHICLES

PH. Signal Dept Tool Van DW 14970	}		BW 67/2.
PH. 10T. VAN 060445			" " "
PH. 12T VAN. MINK? (GLA)			BW 67/7
PH. ENPARTS VAN DW 28802			67/8
" " " DW 28797			67/9
PH. GW TOOL S&T VAN DW 14971 (CARDIFF STN)			C.F. 40A
PH 4W VAN W653W.		92/23 &	89/14 & 22
PH GW. S&T. TOOL VAN DW 14971			90/19 & 20
PH. GW. 4W. S&T VAN W80988			90/33.
PH. END VIEW OF BOW-ENDED CORR. COACH			91/13.
PH GW. 4W VAN DW. 17936 (SWINDON 1913)			92/18 & 19
PH VEH. (EDINBURGH). 6 wheel Van DE 32000			96/6
PH 4W ENGINEERING VAN N <sup>o</sup> 118 Restored in GWR COL.			CF56 <span style="border: 1px solid black; padding: 2px;">* BW101/13</span>
PH 6W " " N <sup>o</sup> 112 - - - - -		BW101/14 &	CF55A

12T Bolster Waggon 19'-6" O.A. 16'-6" O.H. 9' W.B.

These have been introduced mainly for CASED TRAFFIC  
(1943).





FRUIT.

GT. N<sup>o</sup>s 2289-2400 }  
 16'-0 CH. } CS.  
 10'-0 WB. }

DWGS

ED. BRJS 12/33 <sup>OR</sup> → 32?

PHOTOS

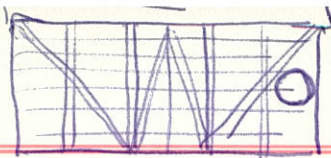
N <sup>o</sup> 2327	GW MAG 1923	P348	] COPY
N <sup>o</sup> 2359 (MODEL)	MRCAS P70		
DW150034	C-STR. N <sup>o</sup> 329		
37	" "	321	
65	" "	537	
N <sup>o</sup> 2297	SMOK. BURNING	-	
N <sup>o</sup> 2327	BW18/22		
(LOW) N <sup>o</sup> 2353	PH VEH 56/5	DIAG Y2	
(OIL LIT) 2362	PH VEH 56/19	DIAG Y2	

GT DW150033 PH VEH BW66/21&22

DIAG. Y2. W2355 PH. VEH.







K's KIT

FRUIT B  
(BANANA VAN)

10T.

4 DIAGS

- ① 10T. 9' WB 16' OH. 19' OA. 11'-8" HIGH RAIL TO ROOF TOP. 2-~~VENTS~~ <sup>CENTRE</sup> 8-0 RETURN TO AVONMOUTH
- ② - - - - - 11'-9<sup>3</sup>/<sub>16</sub>" - - - - - 1" - 8-0
- ③ 10T. " " 17'-6" OH. 20'-6" OA. 8'-5" ? & EMPTY TO AVONMOUTH
- ④ 10T. 12'-WB. 21' OH. 25' OA. 10'-0" ? & EMPTY TO PADD. GOODS

DWG REF.


PHOTO REF

SIDE & ENDS ETC MRN 1930 P211 & 2.V.C.  
 SHINLEY G.141 N° 95249.  
 ROCHE G.108  
 MRC 1938 P214 (AVR)  
 HAMBURG 20/D N° 95253  
 ED BROS 12/8  
 " " A/49 (1931)

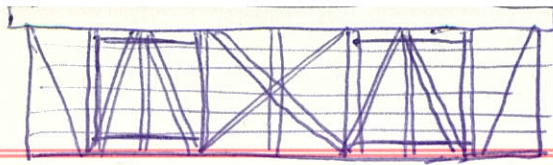
N° 95249 MRN 1930 P 213 JULY  
 N° 95150 CSTR. 513 (2-SLIDING END VENTS)  
 N° 82582 - - 643 (1-SLIDING END VENT IN CENTRE)

93566 DIAG & PHOTO 'EXC. LOADS' P21

LINE OF VANS GWR MAG 1923  
 N° 82582 (COPY) BW33/9 (P98)

SWINDON DIAGRAM DWG GWR MAG 1923 P119  
 SWIND DIAG DWG (2 DOORS)  50/49

17'-6" 105629 PH VEH. 57/27 DIA. Y7  
 16'-0" 105512 PH VEH 57/28 DIA Y12  
 95479 PH VEH 57/29 DIA. Y4  
 NO N° PH VEH 65/50  
 N° 82554 PH VEH CF54A (GWR LIVERY)  
 " " PH VEH BW100/26 & 32



22 FT. PASS. FRUIT VAN.

FRUIT. C  
(SIM. TO D)

DWG REF.

MRN 1928 P244 & 5 (C & D).

PHOTO REF.

Nº ?

MRN 1928 P285  
(ALSO LETTER ABOUT  
STEPS  
(FURTHER LETTER P. 315))

? MRC 1948 P74 <sup>C & D</sup> CLUB LIB.

W2476W BW35/9

(D. LEE <sup>WAG.</sup> DIAG Y3) DW. 150165 PH VEH (ABERMUR) 46/1

2435 ~~2455~~ PH VEH 56/19 DIAG Y3

2417 PH VEH 56/20 DIAG Y3.

MER  
CS

10T 12'-6" W.B. 22 ft WITH FLUSH DOORS. (2-DOORS) FRUIT C (LATER TYPE)  
Nº 2803 - 32/47-66 ? DIAG Y9 LOT 1606 OF 1932.

LOT DW 150131 SINGLE END VENT 63/27.

PHOTOS

Nº 2818 C.S. 677

Nº 2832 PAMLIN PRINTS H433

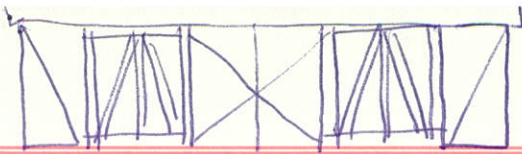
2851 BW 7/24 & 26

W 2810 VEHICLE BW 29/0 & 1

W 2856 " BW 30/9

COPY W 2832 " BW 35/14

DIAG Y3 W 2476W " BW 52/20



FRUIT 'D'  
SIM TO 'C'

22' FITTED W.C. & WEST.

N<sup>o</sup> 2401 - 2500

DWR REF

N<sup>o</sup> 2460 SKINLEY G 142  
ED BRIS 12/32  
MRC 1948 P 75 MAY.  
RICHIE G 111

NOTES: - MRN 1931 P 337 NOV.  
MRN 1928 P 244 & 5 (C & D).

PHOTOS

N<sup>o</sup> 2484 GW MAG 1923 P 348  
"SEVERAL" RCTS GW WOODS PART 4  
N<sup>o</sup> 2460 MRN 1928 P 243. <sup>P 36</sup>  
? MRC 1948 P 74 C & D CLUB LIB

~~YES~~

FRUIT D  
MODERN 3 DOOR  
TYPE.

28'-6" x 31'-11" O.A. 18'-0" W.B.  
N<sup>o</sup> 2867-2916, 3401+ ; W92000-57/60-63 (SEEN UP TO 92114.)  
ALSO N<sup>o</sup> in 22XX & 23XX SERIES.

SAMPLES SEEN:- 2278 2303 2874 2902 3403 3423 (LOT 1723 SWIN. 1950).  
3426 3472 etc.

DWG REF

PHOTO REF

N<sup>o</sup> 2339 PAMLIN PRINTS H208  
2885 MRC 1948 P74 MAY  
3414 R. MOD. 1954 P37 FEB.  
2873? INCL CLOSE UPS BW 6/8 to 14  
W180W UNDERGEAR & DOORS. BW 8/16 17  
? PHOTO FULL VEHICLE BW 9/1 & 2  
2897 BW 22/28  
W2299 BW 24/28 & 29 INCL END VIEW.  
W2367 BW 24/30 & 31 INCL UNDERGEAR  
W2371 BW 26/17  
W92057 VEH. (KINGSWEAR) CF 22A  
W.92043 VEH. BW 45/35  
W3447 PH. VEH BW 67/22 & 23.  
W2391 END VIEW BW 93/3  
W2331 VEH 93/7

"GADELY"

5T AERO FLAT WAGON 33'-8" OA MAX. T. 7-3.  
Nos 94699 & 94700 (both condemned 1941)

40T. Bogie ENG. DEPT. RAIL & TIMBER WAGON 48' OA MAX. T. 18-0 GADE

PHOTOS  
45' 46" OH. COPY [ 40594 COL. STR.  
40594 VEH. BW 35/32  
30T. DW 60812 VEH. (KEMBLE) 61/19 & 20  
- - - - - (BKE GEAR) 61/30 to 33. & 34

40T BOGIE ENG DEPT RAIL WAGONS. GADE A  
65' OA MAX T. 22-5  
Observed? - DW 40055/59/85/87 60829 & 100690

~~PHOTOS~~  
D.B. 996719 Built Swindon 1949 LOT 2094  
DB 996740 " CRAVENS 1950 LOT 2208

PHOTOS  
40055 COL. STR.  
DW 60834 PH. VEH. (BANBURY) 52/24  
~~GADE?~~ ~~DW 60812~~



GENERAL REFS. TO GOODS VEHICLES

GENERAL

INSTANTER 3-LINK COUPLING

PH. DWG & ART. GWMAG. 1908 P177

SUMMARY OF VARIOUS GWR VEHICLES (N<sup>o</sup> RANGE & BODY COLOURS) ETC MRN 1936 P336

V.G. ART. ON WAGGON TAKE WEIGHTS

GWMAG 1939 P.163.

POTTED HISTORY OF G.W. WAGGONS (ALSO COACHES) PERT. SLINN GWMAG 1913.

MC'DERMOTT. - VAC. BRAKES STARTED BEING FITTED TO GOODS WAGGONS IN 1903 P164?

PH. OF "GW" LETTERING & NUMBERING ON GWR 12T OPEN GDS WAGGON }  
SWINDON DWG OCT 1933

B.W.  
88/36.  
& 89/1

GIANT  
(EX MONSTERS)

PHOTO OF N<sup>W</sup>-WSE7W.  
(COPY OF WANTED PHOTO BY ?)

BW101/34 to 37.