

PYTHONS (CONT'D)

DIAG. P.19 C1914 PHOTO DIAG BW 38/18 & 40/19 ^{or'o} DWG N^o 59756 A ^{LWT} 1238

DIAG P.14 PH. DIAG BW 38/20 & 40/21 DWG 35423 ^{N^s} WLT 1134 531-540 ^{LWT} 1197 541-560

COLL. STR. PHOTO P.14^o N^o 16915 WB. 19'-0" BW. 65/43 & 44

" " " " N^o DW 150196 WB. 18'-0" BW 65/45 & 46

PH. (COLL. STR.) NO N^o & INF BW 65/47

DIAG. P.9. PHOTO DIAG. BW. 87/25

← coll. str. BW 38/18

[Faint, mostly illegible handwritten notes and bleed-through from the reverse side of the page.]

CATFISH

[Faint, mostly illegible handwritten notes and bleed-through from the reverse side of the page.]

D LEE HAS FOLLOWING 1/4" DIAG. DWGS. -

4W PYTHON DIAG. P.9 N^o 28576

DIAG P13. 31487 19' WB.


DIAG P14 35423 18' WB.

DIAG P19 50756A 18' WB.

DIAG P20 50757. (ELEPHANT VAN N^o 580 10FF)

A whole
PYTHONS

DIAG P1	PHOTO DIAG DWG 88/11
" P3.	88/13
P6	88/16
P7	88/18
P9	88/20
P10 (PANELLED)	88/21
P13	88/24
P14	88/25
P19	88/31
P20	88/32
P22	88/34



RECTANK

35T TROLLEY BOTTLE WAGON (Built for W.D. mostly during 1914/18
 37' OA 34' OH. 8'-4" W.B. 5'-6" + 18'-6" + 5'-6" T. 14-8 WAR

29. WD/GB. 12100 Built L4/R 1918
 --- 12008/9 " Derby 1918

DRES

PITOTOS

17313 (+DIAG.) EXC. LOADS P19.
 W 2537 VEH. 77/34

NOTE. N^o 17310-40 (N^o 17310/3/9/20/24/38 WERE STRENGTHENED FOR STEAM ROLL.
 70745-53. OVER 10T & UNDER 20T.

212005 39 81/2 94/5 107/8 112 115 118 & 120

FITTED WITH 4 Bolshun (1947/8) 17312/13/21/29-32 70750/52.

10T Road Vehicle Tanks 23'-10" OA. T. 4+15

RODER

Revised ROTAS
 OR ROTANK?

RHYMNEY RLY
STOCK

RHYMNEY

VG. DWG & ART. 14T. GOODS BRAKE
VG. DWG. 10T 5 RANK OPEN WAGON
PH. IRON MINK? N^o 1124 10T.

MRC DEC 59 P264
MRC FEB 56 P39
BW 65/42

ROLL
VARIOUS T.

10T. Roll Wagon 18' OA T. 5-18

N^o 32009-41 (later strengthened to 12T) T. 6-8?
32202 - 16/19-30/32-37/41-48/50-80/86 - 32318

DMS
28736 ED BROS 12/14

PHOTOS

12T. Roll Wagon 21' OA T. 7-7.

N^o 32183 & 4
N^o 32009-41 (EX 10T.)

15T Roll Wagon 26' OA T. 9-18

N^o 22000
also 36976 (9-11) 41995 & 6 (8-16) ex and later BEAVERE)
32113 & 4 (9-0) 32125 & 6 (8-17) & 32127 (9-7)

20T. 26' OA T. 10-12 per W.T. 1932 N^o 21999,
30T. 29'-1 1/2' OA. T. 15-16 - - - 1947 N^o 21999 & ?

	Roll B'	32296	PH VEH.	57/17	DIA B8
	Roll B'	32294	PH VEH	57/18	DIA B8
10T.	Roll B. W	32279		58/20	—
10T	Roll C'	32271		58/21	—
12T	Roll C'	32022		58/22	—

14 T 6W FLAT TRUCK FOR CONVEYANCE
OF MILK ROAD TANKERS 2000 GAL CAP.

3 - BUILT 1934	} PER GW.MAG.	N ^o	2501-3	2537-9	2544-6	
3 " 35			2564-6	2577-80	2599-2600	
4 " 36			2839-46	2936	2957	2967-8
2 " 37					3029-30	
8 " 38						

DWGS

PHOTOS P179?
 2501 CHELT. FLYER P.181
 2503 GWR MAG 1932 JULY P256
 2537 VIEW. 77/34.
 2501 → COPY VEHICLE 80/17

BR? SALMON
 PH. 50T SALMON DB 996537 BW 98/17

6W. Palettages "Royal Cambridge"
 Sausage Vann. Built 1936

Sausage
 (NOT OFF. CODED)

PHOTO
 + ART. 2802 GW MAG 1937 FEB P83.
 2801 COL. STR.

SCORPION

45' OPEN CARRIAGE TRUCK. (8 IN SERVICE 1947)
(ORIG. WAS 4W ST. 19'-2" X 8'-0" 10' WB) N^o 8/9/19/23/25/3243/369-73/
384-88 389-400.
PHOTO N^o 389 DIAG. P8. BW 51/6
DIAG. P11 PH. DIAG. BW 87/26

SCORPION A

OPEN CARR. TRUCK WITH WITH WEST BRAKE OR PIPE
N^o 374-383 reentered later to Scorpion

WA 20/55
WA 21/55
WA 21/55
WA 21/55

SCORPION B

8T. 21 FT. OPEN CARR. TRUCK WITH WEST BK OR PIPE

N^o 110-137 & 42 (24'-6" OA. 12' WB.)
LATER SCORPION D

SCORPION D

8T. 21 FT. OPEN CARR TRUCK. T.8-1
24'-6" OA. 8'-6" WIDE. 12' WB.
N^o observed 111/119/121/140/146/150/158
181/186/193/450/452/461/468/49
472 & 6.

(MANY MARKED TO WORK
BETWEEN PATCHWAY,
PILNING & SEV. TUN.)
JUNCT

N^os 110-209 & 443-482.

PHOTOS

DWRS
ED BRS 12/64

113 COL. STR
469 " "

(DIAG P.15) 446 VEHICLE BW 51/8
(DIAG P.15) 476 VEHICLE BW 51/7

SWINDON DIAG. (FROM D. LEE) BW 10/40 (SCORPION?)

↓ P.T.O.

(1) (2) (3) (4) (5) (6) (7) (8) (9) (10) (11) (12) (13) (14) (15) (16) (17) (18) (19) (20) (21) (22) (23) (24) (25) (26) (27) (28) (29) (30) (31) (32) (33) (34) (35) (36) (37) (38) (39) (40) (41) (42) (43) (44) (45) (46) (47) (48) (49) (50) (51) (52) (53) (54) (55) (56) (57) (58) (59) (60) (61) (62) (63) (64) (65) (66) (67) (68) (69) (70) (71) (72) (73) (74) (75) (76) (77) (78) (79) (80) (81) (82) (83) (84) (85) (86) (87) (88) (89) (90) (91) (92) (93) (94) (95) (96) (97) (98) (99) (100)

SCORPIANS



DIAG. P2	PH. DIAG. DWG	88/12	4W.
n P4	- - - -	88/14	4W.
v P5	- - - -	88/15	4W
P8	- - - -	88/19	4W
v P11	- - - -	88/22	BOGIE # 18
P12	- - - -	88/23	4W
P15	- - - -	88/26	4W
P17	- - - -	88/28	BOGIE

(1) (2) (3) (4) (5) (6) (7) (8) (9) (10) (11) (12) (13) (14) (15) (16) (17) (18) (19) (20) (21) (22) (23) (24) (25) (26) (27) (28) (29) (30) (31) (32) (33) (34) (35) (36) (37) (38) (39) (40) (41) (42) (43) (44) (45) (46) (47) (48) (49) (50) (51) (52) (53) (54) (55) (56) (57) (58) (59) (60) (61) (62) (63) (64) (65) (66) (67) (68) (69) (70) (71) (72) (73) (74) (75) (76) (77) (78) (79) (80) (81) (82) (83) (84) (85) (86) (87) (88) (89) (90) (91) (92) (93) (94) (95) (96) (97) (98) (99) (100)

SERPENT.

(RECORDED CARTRUCK 1943)

12T GOODS CARR TRUCK 21'-7" OA. 18' OH 11' WB. T. 6-10
N^{OS} 42052-57/59-66/68/70-72/74-78/80-81/85-90/92-93
/95-96/98 42100-5/7-20.

LONG LEVER BRAKE FROM CENTRAL HANGER (SIDE WALL DRILLED 16 HOLES)

DRAWINGS

ED BRDS 12/62 (DWC WRONG THIS IS A SERPENT 'C') 42101 PH. VEH. 56/17 DIAG G.9

1ST.

SERPENT A

20T.

SERPENT 'B'

SERPENT 'C'

12T. GOODS CARR TRUCK T6-10 18' OH. 11' WB.

SHORT END
BRAKE LEVER
VAC. FITTED.

N^{OS} 42051/58/69/82/84/97 42121/23-26/30-32/34-36

42166/69-70/72-74/79-81

SPECIALLY WRITTEN FOR CONTAINER TRAFFIC! - 42067/73/79/83/91/94/99

+ 42106/22/27-29/33/37/65/67-8/71/75-~~77~~78/82-84

DWGS.

42121 ED BRDS. 12/62

PHOTOS

42133 ETC GW MAR 1931 P397

42168 col. STR.

42054 VEH. BW 35/28

42054 TOP VIEW BW 35/29

SERPENT D

10T GOODS CARR TRUCK. T7-4 24'-3" OA

N^{OS} 42614-23 (EX TAFF VALE)

42764-65

12T SHOCK ABS. COV. GOODS TRUCK (VAC FITTED) T.9-0
20'-11" OA 17'-6" OH 10' W.B. INTROD 1938

N^{os} 125581 (NO PARTITIONS)
125582-6 (WITH "
139544 - 139643.

DWC
ROCHE G/108

12T. N^o 139576

PHOTOS.
{ PH. VEH BW 49/38
- - - BW 50/2

2 - DOOR "LOW" SIPHON MAX. TARE 10-7 MILK VANS (SOME FISH)
 31'-0 1/2" O.A. 27'-6 O.H. 19' TOT. WB (EXCEPTIONS).
 STRAIGHT. END ROOF FRAME.

DWGS

960 MRN 1929 SEPT P. 263 (+NOTE) ↔

721 MRN 1931 NOV P 338 (NOTE ONLY)

960 SKINLEY G. 146

ED. BRGS. 12/37

SWINDON DWG 85989 (DIAG. 0.1)

DIAG. BW 33/28

PHOTOS.

960 MRN 1929 SEPT P 263.

- L&GRP. N^o 26031

960 LARGE PHOTO (FROM D. LEE) SEE BOX FILE

960 COPY OF ABOVE BW 42/1

960 PH. VEH. { BW 64/14.
CF. 32A.

NOTE:- GW PHOTO (DIAG.?) IN LOCO 1931 M/C SENT. LIB.

2 - DOOR "LOW" SIPITON. EVENLY CURVED ROOF.

FITTED WITH.
OUTSIDE BRAKE
RIGGING (D. LEE.)

LOANED TO ME BY MR SLINN

DWGS

SWINDEN DWG 35042
DIAG BW 33/31

PHOTOS

END VIEW "REAL PHOTOGRAPHS W. 821"
{ N° 669 (LOW ROOF 6'-4 1/2") L. & G.R.P. N° 8720
{ N° 669 (COPY OF ABOVE) BW 37/5
N° 653 VEH. 6'-4 1/2" HIGH BW 37/14
INSIDE VIEW (C1890) 78/40

2 - DOOR LOW TYPE CURVED END ROOF FRAME MAX T. 10T SC.

DWGS

SWINDON DWG 35043

DIAG. BW 33/27

PER COL STREV. (LETTER 23RD

MAY 1963) :- HE SAW AT

SWINDON THE 1" TO 1FT TRACING

(N^o 11116) DATED NOV 1893 LOT 710
(741 added later)

PHOTOS

(PART.)	LOCOS OF GWR (RCTS)	PART 9. OPP. P. 4.
N ^o 1881	VEHICLE	BW 37/15
N ^o 1961	"	-- 37/16
N ^o 1925	"	" 37/17

3 - DOOR LOW SIPHON CURVED END ROOF FRAME MAX. T. 10-11 T. C

DWGS
SWINDON DWG 35044
DIAG BW 33/30

PHOTOS

	1744	L & GRP. N° 15825
	1740	MOD. 4mm ROLL STOCK (LONG RIDGE) P64
COPY	1744	BW 35/7 (WITH GWR ON SIDE)
	N° UNKNOWN	VEH. BW 37/18
	N° 1687	" BW 37/19
	N° 1697	" BW 37/20
(BODY)	N° 1672	" BW 49/23 (SWIND-6W)
"	N° 1650?	" BW 49/25

PHOTO OF MILK TRAIN OF 6W SIPHONS AT SONNING CUTTING BW 37/22.

- ① BODIES STILL AT SWINDON OPP WORKS ALONGSIDE DOWN MAIN BRISTOL LINE N° 1771 1680 1672 1781
 ② N° 1777 REBUILT WITH LOUVRES SIM. TO SIPHON C. 1658 1677 1650

3 - DOOR HIGH TYPE CURVED END ROOF FRAME MAX T. 10-17^{T.C.}

<u>DWGS</u>		<u>PHOTOS</u>	
SWINDON DWG	24899.	1561	BW 35/6
COPY DIAGRAM	BW 18/34 & 35	(BODY) 1601	PH. VEH. BODY BW 49/24
" "	BW 23/12	SWINDON	
		1591	PH VEH 50/19
		1561	PH VEH 52/19

(BODY) 1601 STILL AT SWINDON OPP. WORKS ALONGSIDE DOWN MAIN LINE

→ SIPHON A
AS FISH
VAN

SIPHON 6W
DIAG 0.6

3 - DOOR HIGH TYPE END DOOR

MAX. T. 10-15

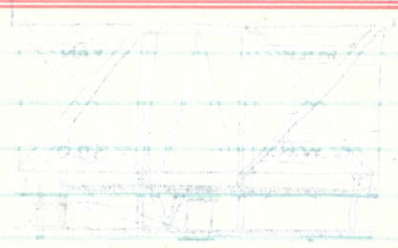
NOTE: The End Top Doors have inside frames, not as shown in MRN & SKINLEY.

DWGS.
1549 MRN 1929 SEPT 1267 (+ART.)
563 (INCORRECT N^o) SKINLEY G. 145H
SWINDOW DWG 29794
DIAG. BW33/29

PHOTOS
N^o 1552 VEHICLE BW37/21

SEE D. LEE'S BOOK IN FILE
SEE MR BULLERS NOTES IN FREIGHT FILE

SIPHON B.
DIAG. 0.1
4W.



4W MILK VAN INTROD 1873. LAST WITHDRAWN IN 1914.

18'-0" OH. 8'-0" 12'-WB. 2'-6 $\frac{3}{4}$ " WIDE DOORS.

LOTS 85 (30)

" 132 (30)

" 180 (10)

Total 70 vehicles.

D. LEE: - SUGGEST LOT 180 FITTED WITH VAC BRAKES AS BUILT. LOTS 85 & 132
PROBABLY FITTED
LATER.
" 2 ROWS OF LONG FOOTBOARDS FITTED SO SHORT
LEVERS WOULD HAVE BEEN FITTED, PRESUMABLY WITH
OUTSIDE FORM OF BRAKE RIGGING.

DWGS

SWINDON 35041
(COPY PHOTO) DIAG. BW 18/36 (POOR TOO SMALL)
DIAG PHOTO BW 23/8, 9, 10, & 11
BEST ONE

DIAG DWG. BW 45/1 (CONJECTURED BY ---)

PHOTOS

(DISTANT PHOTO) VEHICLE RLY MAR VOL 13
OCT. 1903
P. 294
- VEHICLE (COPY OF WOODFIN'S LOANED
BY J. RUSSELL) 42/31 & 36
& 37

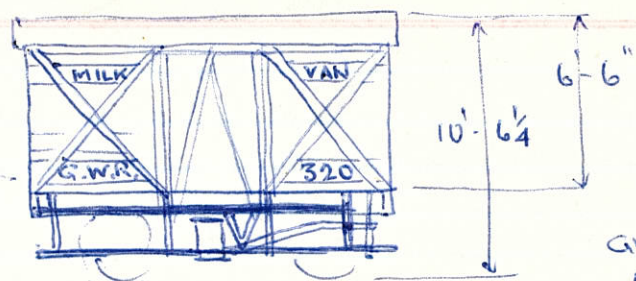
VEHICLE BW 97/1

8 1101912
1.0. SAIC

INFORMATION SUPPLIED BY FRIEND OF JIM RUSSELLS, ^{SEE HIS LETTER}
RESIDING AT "KAND" 54, VINE RD. STOKE POLES BUCKS

WA

BTM PLANK
SLIGHTLY
WIDER
THAN OTHERS



3'-6" MANSSELL COACH WHEELS.

BRAKE HANDLE ONE SIDE ONLY.
AXLE GUARDS WITH 3'-6" SPRINGS. VAC. BKS.
(AS ON GW SIPITON)

FRAMING HAD IRON
GUSSETS AS PER
GW SIPITONS

GW MILK VAN (1870)
LOT 180 & 217.
N^o 319-348

NO EVIDENCE THAT VANS WERE MARKED "MILK VAN" ORIGINALLY, BUT
ALL OTHER SPECIALS WERE SO MARKED (SEE MEAT VAN IN GW MA G.)

"REDUCED LENGTH OF UPPER FOOTBOARD & POSITION OF HAND BRAKE IS
NOT CONFIRMED - ONLY GUESSWORK FROM OTHER VANS BUILT AROUND SAME PERIOD

"I SUSPECT THE CONTINUOUS FOOTBOARDS (CONFIRMED BY R WOODFIN) WERE
NOT ORIGINAL - BUT WERE FITTED IN THE 60'S

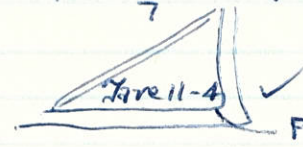
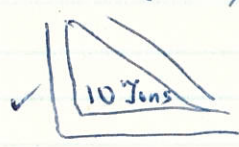
SEE BW 45/1 COPY PHOTO

Handwritten notes on the left side of the page, including '11/8/81' and 'copy of woodfin's drawing'.

Handwritten notes on the right side of the page, including 'copy of woodfin's drawing' and '11/8/81'.

SIPHON C
DIAG. 0.8 & 9
4 W LOUVERED

ED. BRVS.
GW APPROX $2\frac{1}{3}$ PLANK (MEAS) = $7.5m/m \times \frac{4}{7}$
(SIDES) = 4m/m NEAR ENOUGH
GW (ENDS) ARE $11m/m \times \frac{4}{7} = 6\frac{2}{7}m/m$ SAY 6m/m



FOR 8'-6" WIDE
10-14 FOR 8'-0" WIDE

4 W MILK VAN (LOUVERED SIDES) END DOORS (OUTSIDE FRAMED)
32'-1" CA. 28'-6" CH. 18'-0" W.B.

DIAG. 0.8 8'-0" WIDE N^S 1515-18
1525-42

DIAG 0.9 8'-6" WIDE N^S 1482-1501
1503-14

D. LEE

DIAG	LOT	SERIAL N ^O	DATE FROM	WIDTH	
0.8	1125	1525-42	1906/7	8'-0"	ALL SAME LENGTH 28'-6" & DUEL FITTED (WEST & VAC.) THE WIDE TYPE ARE ABOUT 10 CWT'S HEAVIER IN TARE WGT
0.9	1133	1519-24	1907	8'-6"	
0.8	1133	1515-18	1907	8'-0"	
0.9	1162	1503-14	1909	8'-6"	
0.9	1183	1482-1501	1910	8'-6"	

DWGS

- 1503 ED. BRVS. A 21
- 1501 HAMBLINGS 20 D.
- SWINDON DWG N^O.

PHOTOS

- 1503 MRN 1931 N.V. P.338
- 1503 MOD. RLY ENCY (CARTER) P.352
- 1503 → GW MAG 1923 P.354.
- D. BIRSE (FILING CABINET) BW26/40
- MOD. 4mm ROLL STOCK (LONGRIDGE)
- 1503 COPY BW18/20 & 21
- 1503 VEH. BW 78/46

SIPHON D
6 WHEEL
WITH LOUVRES.

SPECIAL 1-OFF (PROTOTYPE) N° 1777.

		<u>PHOTOS</u>	
Copy of one loaned by Col. Stevens	N° 1777	VEHICLE	BW 37/4
	N° 1777	"	BW 42/2
	N° 1777	"	BW 77/31

18 Tons ✓

Date 22.10.0 ✓

SIPHON F.

DIAG 0.7

GW IS VERY BIG (NEARLY 1/2 OF UPPER LOUVRES)

1/2 OF 15 1/2 m/m = 7 3/4 (USE 7 1/2 m/m) ✓

NOTE LOOK ABOUT 1/3 OF 15 1/2 m/m = 5 m/m ✓

NO EVIDENCE OF END NOTE

40'-0" BOTIE MILK VAN (LOUVRED SIDES) END DOORS - OUTSIDE FRAMED.

43'-7" O.A. 40'-0" O.H. 18 TONS.

NO: 1543-48 + (~~POSS.~~ OTHER) 6 - OFF ORDER COMPLETED 1906
ORIGINALLY HAD 9'-VOLUTE BOGIES.

DWGS

- SKINLEY G.147
- SWINDON DWG NO:-
- JIM RUSSEL / OXFORD PUB / BR
- DWG NO 15.30279
- VG BUT NOT MUCH BKE GEAR SHOWN

PHOTOS

- 1543 GW MAG 1906 P.189 ART.
 - 1543 M/RN 1931 P339.
 - 1546 D. BIRSE (FILE CABINET) BW 25/40
 - 1548 VEHICLE (COPY OF PHOTO LOANED BY C. STEW) BW 42/3
 - 1543 VEH. 77/39
- CF 29 4

NOTE:- 1543, 44 & 48 observed with 9' AMER. BOGIES.
 1545 & 47 - - - - - 7' Bogies.
 1546 UNKNOWN.

SIPHON ?
4-WHEEL S.P.
DIAG 0.13

From R. ENGLAND :-

DIAG. 0.13 LOT 1299 4 BUILT. N^o 1397-1400

WB 19'-0" BODY LENGTH 30'-0"
" WIDTH 8'-11¹/₄"

STEEL PANELLED (EX S.P.T.L.) LOAD 6T
BUILT 1921

DWG

[SWINDON DIAG N^o ? (FROM K. BUDD)
COPY PHOTO FROM COL. STREV. BW. 23/40

PHOTOS

N^o 1397. VEH. BW 78/41
N^o 1399 VEH. CF 55
(IN GWR UV.)
N^o 1399 VEH BW 101/12

SIPHON G.

DIAG. 0.10

(1-OFF)

S

50' Bogie Mills & Parcel Van
N^o 1502 PROT. BUILT 1908 with end door & roof.
similar to Siphon C's & H's & sides to O.F. SIPHON G.
LOT 1164

Recorded Siphon H. (1946)

DWGS

SWINDON N^o 37594

NOTE - SEE COL STRENGTH LETTER
OF 23RD MAY 1963.

" SAW AT SWINDON, THE PROTOTYPE
SIPHON 'G' ON DWG 37164 - THE
LOUVER BRACES WERE ADDED AT A LATER
STAGE.

PHOTOS

DIAGRAM

"

"

BW 16/35

BW 18/29

BW 23/16&17

50'-0" OUT. FRAME MILK VAN

BUT 1448
SHOWS MODIF.
9' VOLUTE
BOGIES

N ^o s 1442-61 (1909)	GAS LIT	DOUBLE TUBE TRUSSING	7 OR 9	AMER. BOGIES.
1462-81 1916?	" "	FLAT BAR TRUSSES	" "	" "
1345-64 (1922)	" "	ANGLE TRUSS RODS	" "	" "
1240-69 (1922)	" "	" " " "	" "	" "
1271-89 (1926)	" "	" " " "	" "	" "
1290-1309	ELECT. LIT	" " "	9'	AMER. BOGIES.

BUT D LEE
STATES THAT
N^o-1448
WAS BUILT
MAY/1916

LOTS 1211, 1264 1316 1347, 1368 1378

FROM 'D. LEE':-

LOT 1211	BUILT 1912	GAS LIT.
LOT 1264	" 1916	" "
LOT 1316	" 1922/23	" "
LOT 1347	" 1925	ELECT.
LOT 1368	" 1926	GAS LIT.
LOT 1378	" 1926	" "

DWG
0.11

(Later lots with framing
under doors)?

DWGS

- 1359 MRN 1928 OCT. P304 (SIDE ELEV.)
- MRN 1929 JAN. P20 (END ")
- MRW 1930 JAN (P. 14) (UNDERFRAME & BRAKES)
- MRN 1952 OCT P212 (INCL. BOG & UND. FRAMES)
- 1306 MRC 1951 SPEC. SUPP. N^o 1 P 20 (.....)
- SWINDON DWG. 46995
- 1359 SKIN G144H.
- 1359 PHOTO COPY BW 23/37

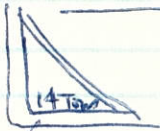
PHOTOS

- 1448 GW MAG 1923 P. 354
- 1448 MOD. RLY WK (CARTER) P. 344
- R. MOD. 1953 P213 DOOR DETAIL
- MRN 1928 OCT. P305 (WITH GENUINE VOLUTE BOG)
- DIAGRAM DWG BW 16/34
- 1448 (BW 23/22 & 23) (BUT CUT OFF RH SIDE)
- DIAGRAM DWG BW 18/30
- 1364 BW 22/31 (END VIEW CORR CORNS)
- PH. DIAG. BW 23/18 & 19
- 1448 PH. VEH (COPY OF GW MAG 1923 P354)
- BEST COPY. BW 51/37

WITH 9'-0" VOL. BOGIES & MULTI-TUBULAR TRUSSING.

DWG
0.11

MODEL NOTES (N^o 1447)



all DWGS & PHOTOS
SUPPORT 14 Yrs ✓



MRC SUP. JUNE 51 P20 N^o-1306
= 26-0-0

SKIN PRINT N^o 1359 = 25-10-0
(WITH VOL BOGIES)

SWINDOW PRINT 46995 = 25-17-0

DECIDE ON 25-10-0

N^o SIZES & GW SIZES

N^os ARE ABOUT 7/8 OF A PLANK
GW ARE 2 7/8 PLANKS = 18" EST.

PHOTOS

SHEET (2)

W 1308	VEHICLE	BW 27/1
W 1245	"	BW 27/2 & 6
W 1245	GAS PIPING ETC (EACH SIDE)	BW 27/3 & 4
W 1308	VEHICLE	BW 27/5
W 1308 & W 1245	STOVE CANON LINE OF SIP.	BW 27/7
W 1245	CORR. CONNS.	BW 27/9
W 1245	GAS TANKS & PIPING ETC	BW 27/10 to 12
W 1242	- - - - -	BW 27/13 & 14 & 17
W 1254	VEHICLE	BW 27/20
?	GAS TANKS & PIP. ETC	BW 27/21
W 1245	VEHICLE (SUN OUT)	BW 28/30
W 1254	VEHICLE	BW 28/33
W 1254	"	BW 29/30
W 1254	(END VIEW CORR CONNS "OPEN")	BW 29/32
W 1242	("CLOSED")	BW 29/33
W 1245	(UNDERNEATH VIEW OF CHASSIS + TRACK)	BW 29/34
W 1308	(UNDERNEATH, CHASSIS VIEW)	BW 29/36
W 1308	(BATTERY BOX ETC)	BW 29/37
W 1308	(" " ")	BW 30/32
W 1308	VEHICLE	CF 21A
W 1254	VEH.	CF 22. VA.
N ^o 1359	VEH. (WITH GW LETTERS. 9 VOL. BOGIES)	77/38
N ^o 1359	DN. VEH	T8/58
?	PHOTOS	

SIPHON G
(INSIDE FRAME)
DIAG 0.22.

SECRET - NOT RECORDED

50' BOGIE MILK VAN HORIZONTAL PLANKING 8'-6" WIDE

N^{os} 1270 (1925) GAS LIT. P. NA 30A 31A
1223-37 (1926) " "
1186-1200 (1926) ELEC. LIT. P. NA 30A 31A

FROM D. LEE -

LOT 1370 BUILT 1926 GAS LIT. & N^o 1270 BUILT DEC 1926
" 1385 " 1927 " " 1ST ONE OFF
" 1396 " 1928 " "

	<u>Dwgs</u>				<u>PHOTOS</u>
1270	MRN 1928 P.301	↔	1270 -	MRN 1928 P.301	
	MRN. 1930 P.17.			W1225 VEHICLE	BW27/19
	MRN 1952 P.212 (OCT) ELEC. LIT.			W1225 "	BW28/10.32.
	SKINLEY G.143.			W1225 "	BW29/29
	SWINDON DWG 81289			W1225 "	CF21
	DIAGRAM (COPY) BW18/32			W1338 "	49/10.
	DIAG BW33/32			W1317 VEHICLE.	77/45
				N ^o 2. PH. (INSIDE VEH.)	78/56
				W1187 W VEH.	CF43

2 PHON
(INSIDE FRAME)
DIA 0.55

Model Naka N^o-1270

20. (1950-10-20) ✓
14.7 ✓

N^{os} ARE APP 7/8 OF 1 PLANK (25PI) 0701 021

GW IS 2 1/2 PLANKS AS IS SKINNED BROS. PRINT.

PHOTO MRN 28 P301 = 5 m/m EST. 4 m/m x 6" x 6"

20.5
25.5
28.1
28.1
28.1
28.1

PHOTO
1950 - MRN 1958 P 301
MISSED WHITE PRINTED
MISSED P.W. 8/10.85
MISSED P.W. 5/54
MISSED CT 31
44/10
MISSED 11/12
MISSED 11/26
MISSED CT 33

← →
1950 MRN 1958 P 301
MRN 1930 P. 11
MRN 1955 P. 515 (OUT) FRONT
SKINNED G.I.A.S
EMERSON D.W. 8/58
DIAGRAM (COPY) P.W. 12/35
DIA P.W. 3/35

SIPHON G.
(INSIDE FRAME)
DIAG. 0.33
(WIDE TYPE)

50' WIDE TYPE 8'-8" VERT. PLANKING.

NRS 2051-70 (1929) } LOT 1441?
 2751-2800 (1930-35)
 2917-31 (1928-9)
 2937-45 (1940-41) LOT 1651?
 2975-94 (1942) ONWARDS. LOT 1664?

FROM D. LEE' -

	LOT 1441	BUILT 1930	} Beware of Variation in each LOT.
	" 1578	" ? 1937?	
(VERTICAL	" 1651	" 1940	
SIDE BOARDS)	" 1664	" 1944.	

Dwg
 MRN 1953 FEB P.30 ←
 (SWINDON DWG 92209 B.
 COPY DIAGRAM BW18/33.
 DIAGRAM BW33/26

PHOTOS

2067	GW MAG 1939 DEC P.487
2937	" " 1945 P.154
?	MRN 1953 FEB P30
2924	BW 20/24 & 25
W2056	VEH. 7' BURG ELECT. BW31/9
W2056	(END VIEW) BW31/12
N° ?	VEHICLE CF3.
W2056	VEH (CARMARTHEN) CF23.
W2945W	PH. VEH (BANBURY) 52/1
W2979	END VIEW 89/29&30
W2979	VEHICLE 89/31
W2987	VEH 93/6

SIPHON G.
(B.R. BUILT)

AS DIAG 0.33. with bottom lowered vents.

N^{os} 1310 - 39
1000 - 49

ANGLE IRON TRUSSES
REVERSED TO USUAL

PHOTOS

W1011 W	BW 26/13 & 14
W1049 (CLOSE UP MODERN COTR. CONNS)	BW 30/3
W1049 VEHICLE	BW 30/4
W1029 (VEHICLE) RHYM STW	BW 30/36
W1016 PH. VEH. (READING)	BW 52/5
W1016 PH " "	CF.
W1044 PH VEH.	BW 64/4 ?
--- PH (END VIEW)	64/5 ?
W1022 PH VEH. (ADDED VENTS)	89/32 & 33 & 36

SIPHON H

DIAG. 0.12

J. RUSSELL / O.P.C. LISTS
QUOTE LOT 1266 DATE
AS. 1918 NOT 1909
WHICH?

50' Bogie Van with high roof & end doors. 53'-7" O.A.
Introduced 1909 30 IN TRAFFIC - WORKING TIMETABLES 1947

N^{OS} 1422-41

LOT 1266

BUT 64/5 SHOWS
9" VOLTAGE

GENERALLY WITH 9' AMER. BATTERIES (BUT 1423, 32, & 38 WITH 7')
" OVAL BUFFERS (" 1438 HAD ROUND BUFF) CAS LIT.

ALSO IN PAD. ARCHIVES. DIAG 0.12 LOT 1266
SWINDOW MAR 1918

(DNG N° 56127)
✓✓ GOT.

GENERAL?
JW.

NOW N° W079061

DWGS

M.R.N. 1952 OCT. P. 212
ED. BRGS. 12/79
D. LEE HAS 1/4" DIAG DNG 56071

PHOTOS

MRC 1947 FEB. P 29
1432 " 10-30 LTD"
MRC. 1946 AUG. (FRONT COVER)
{ W 1441 VEH. (TEIGNMOUTH) BW. 27/29
W 1441 END VIEW (") BW 27/28
R? VEHICLE (END & SIDE VIEW) BW. 26/40
V.G. GWR 1432 VEH. { BW 64/5
C.F. 31
N° 1432 PH. VEH 78/57

SIPHON 'J'
DIAG. 0.31 &
0.40

50' INSULATED VANS (FITTED 8-ICE BOXES) 53'-7" O.A. 12T & 1ST.
45 IN TRAFFIC - W.T. 1947.

INTRODUCED 1930
3 - BUILT 1933
9 " 1934

N^{OS} 1215-24 (DIAG. 0.31)
N^{OS} 2024-50 (" 0.40)
N^{OS} 2518-27 " "

D. LEE: - DIAG 0.31. Built from 1930. DIAG 0.40 from 1933.

<u>DWGS</u>		<u>PHOTOS</u>	
1219	SKINLEY G.148	1219	MRN 1931 P.339
SWINDON DNR	87851 ^A (DIAG. 0.31) 1930	1219	L.R. C. & W.A.G. REV. 1930 NOV P.376
"	" 102477 (DIAG. 0.40) 1933. DOOR ONLY → (2034)		R. MOD. 1954 SEPT. P.213
DIAG.	BW 33/33 (DIA 0.40)	W 2027	END VIEW BW 28/13
DIAG	BW 33/34 (DIAG. 0.31)	W 2027	'DOOR' VIEW BW 28/14
		W 1216W	VEHICLE BW 31/15 ✓
		W 1216	(END VIEW) BW 31/17 ✓
		W 2050	VEHICLE BW 31/10
		W 2025	PH. VEH BW 67/11
		N ^{OS} 1219	PH. VEH BW 78/54
		W 2031	PH VEH CF 43 A & a1/21

SEE POSSIBLY COACH BTRK?
DIAG?

SNAKE B.

40' - 0³/₄" OH. Bogie Brake Van (PASS.) 95 IN TRAFFIC W.T. 1947
(There are about 12 diff types of 40' VAN)

DWGS

M/RN 1928 APR P.112
SKINLEY P.122
ED BROS. 12/63

PHOTOS

SNAKE C

57' - 0" Bogie Pass Brk Vans. 227 IN SERVICE. W.T. 1947

DWGS

SKINLEY P.121 (OCEAN MAILS)
ED. BROS. A.26

PHOTOS

SNAKE D

70' BOGIE PASS. VAN. (ONE BUILT).
N^o 833.

DWGS

ED. BROS. 12/19?

PHOTOS

N-833 . VEHICLE BW37/23&24
" " CLOSE UPS 59/34 to 37
N-833 CREAM & CHOC LIVERY (COPY) ✓ BW104/1&2

SR. FREIGHT STOCK

SOUTHERN

RAIL CLEANING WAGON

MRC SEPT 51 P.150

10T. CATTLE VAN. \$ 53210

59/33

V.G. SR. BUGIE BKE VAN PH, DWG & ARTICLE

MRC. SEPT 65 P240

BRAKE VAN

SR GUARDS VAN

BW 98/9

V.G. DWG & PHOTO

MRC DEC 43 P18A CWA LIB.

PHOTO S56013. (M. DRAYT. STN.)

MRN 1929 P333.

" S53624 (RUNBOW)

BW 25/26.

CF7.

PH. OF S4445. (CARSTAIRS)

72/19 & 21

" " S10915 " (WITH GDS DOOR)

72/20 & 22. MARKED WITH BICYCLE

PH. 10T. S13145 (SINGLE END VENT). (IRK. VIAD)

C.F. 37. & BW 85/0

4W PH

10T. S24435. (4-VENT END)

BW 85/1 to 8 (INCL UNDERGEAR SHOTS) ✓

4W PH

10T. S17425 (4-VENT) 4WHEEL

BW 85/9

10T UTILITY

PH. 4W S12255. SINGLE VENT END

85/10 & 11

DWG & PHOTO

MRN 1929 P.144

PHOTOS INC. VARIOUS CLOSE UPS

BW 6/1A & 32 to 34

PHOTO (WITH GDS. DOOR) N-761 vehicle

BW 19/24

PHOTO (WITH 4 END VENTS) WB 21' TIA N-S27785

BW 19/25

PHOTO (S 22485)

BW 21/9

PHOTO (WITH GDS DOOR) S. 7445

BW 24/32.

PHOTO (---) S 4135

CF. 14

PHOTO (---) S 761

CF 14A

BUGIE UTILITY VAN 10T? --- S6965.

BW 45/3.

Photo (Mumps)

BW/6/2A to 5A.

" (END VIEW) & SEV. VARIOUS CLOSE UPS

--- /18 to 31 V.G.

Photo FULL VEHICLE

--- /35

PH. S 2285.

BW 22/17.

PH S 3505. INC. CLOSE UP OF DOORS & BUGIES

BW 26/10, 11 & 12.

PH N-?

BW 32/6 & BOGIES 32/7

SR BOX VAN (SHORT 4W)

Photo S45037 (AT HEYWOOD)

BW 24/27.

CONTINUED 10T BUGIE UTILITY

PHOTO S45985 (WATERLOO STN)

CF. 12.

PH S2335. AYR STN SIDINGS.

82/21, 22, 23.

V.G. PH. DWG & ARTICLE

MRC. SEPT 65 P240

PH S2095.

BW 89/23 & 24 PLUS END VIEW 89/34 & 35

PH S2625.

89/25 & 26

PH S45975.

90/2 & 3. ALSO END & CHASS. 90/4 to 9

PH S. 2415. VEH & END &

CHASSIS VIEWS. 92/26 to 35.

SR. BOGIE HOPPER WAGON ("WALRUS")

PHOTO BW 26/29.

4W 10T UTILITY VAN (WITH GDS CRT)

N^o 525 (WITH BURDCAGE ROOF)

89/12 & 13

N^o 59625.

89/28

N^o 56565. (SEVERAL CHASSIS PHOTOS) 93/21 to 30 & 34 to 37 (TWO MANY DIMENS.)

N^o 718 END VIEW & H/S CLOSE UPS.

95/27 to 29

N^o 515 (WITH BURDCAGE ROOF)

96/2 & 5

SR. 6W MILK TANKER

SR BOGIE GUV. S. 46055.

BR Column (BLUE BODY) BROWN CHASSIS

90/27

98/22 & 23.

4W 10T UTILITY VAN

S. 2412

91/11

S. 13775 (END VIEW)

94/1

S. 14335 (BR.'S REG.)

95/23 to 25

SR 1743. 4 VENT ENDS. (END VIEW)

95/26

S. 14025

96/7.

SR. BOGIE UTILITY VAN S2-??

S. 2155.

CV. 51

S. 2715.

93/1, 2, 4, & 5

S. 236

VEH. & CHASSIS

93/8 to 10

S. 2455

END VIEW

93/20

N^o 359

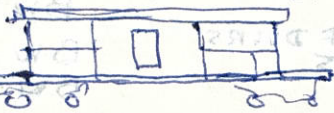
VEH

94/2 & CF 49

V.G. PHOTO, DWG & DETAILS

MRC DEC 66 P326 (GOT)

SR BOGIE GDS VAN



S. 56301 OR

5 ASHPROD 1936 } BW. 95/8 to 16
CF 46 to 47A

SEVERAL PHOTOS BODY & UNDERGEAR COMPLETE BW 94/13 to 37

N^o 56282 V.G. PHOTO & DWG & DETAILS. MRC DEC 66 P. : GOT.

BOGIE PARCELS VAN BR. (SR) 2 DATA SIDES. S 45975. (CLOSE UP PHOTOS ETC)

95/30 to 36
& 96/3 & 4
CF 51 A.

PH S 46055 BOGIE GUV VAN CF 53

STURGEDN

70' Flat Bogie Vehicle

Nº -

PHOTOS
(WENVOE STN) BW 32/3

STURGEN A.

as above (for use at SWINDON WORKS ONLY)

PHOTO STURGEN A DB 994200 ^{BR?} BW 98/16

TADPOLE

ALSO PTO.

6 T. 6 W. open Fish Truck 27'-6" O.A. VAC. BK.

DWG.

42802 ED BRIS 12/55
HISTORY CENTENARY OF CORNWALL RLY P97 (WOODFIN)
SWIN. DIAG DWG. LONG SPRINGS PROB. DIAG 55-50/50
" " " SHORT " " " 54. 50/51
V.G. DWG BY M. LLOYD. (SEE MY FILES)

PHOTO

Nº 2034 PH. VEH 80/21 (V.G.)
822.

TADPOLE A.

6 T 6 W OPEN FISH TRUCK (WITH CENTRAL GUARDS COMPT) ~~23~~
VAC. BR.

DWG.

ED BRIS - 12/55
V.G. DWG BY M. LLOYD (SEE MY FILES)

PHOTOS

COPY. [42800 L220 PUB. 1622.
42800 VEH. BW 35/26 & 27
(DIAG 54.) 42800 PH. VEH. BW 49/29

TADPOLE B?

BOGIE OPEN FISH TRUCK (with centre Guard Compt.)
(very short bogie) To work at PENZANCE.

42803 PH. VEH BW 65/66
PH. VEH. Nº ? ~~PH. VEH. BW 96/16~~
(DIAG 53) Nº 42803 PH. VEH. BW 49/27
" " Nº 42804 PH. VEH 49/28

6 T. COV. VAN. DIAG DATED 1938

TEVAN'

2 DIAGS { ① 16' OH. 19'-5" O.A. 10'-6" W.B. 8-8
② 17'-6" OH 20'-11" O.A. 10'-0" W.B. 8-16.

other Nº observed 105800
" 798
" 816
" 832
" 842

PHOTOS

105807 COL. STR 92.

TADPOLE

D. LEE HAS THE FOLLOWING DIAG. DWGS ($\frac{1}{4}$ ")
FROM SWINDON : —

Bogie fish waggon (TADPOLE) 6'-4" BOGIES DWG 27823.
DIAG. S1. LOT 1047

" " " (TADPOLE 'A') 5'-0" BOGIES. DWG 42399A.
DIAG S3.

6 WHEEL TADPOLE 52027 DIAG S4.

6 WHEEL TADPOLE (AS ABOVE BUT WITH LOWER
SPRINGS) 131392 ✓
DIAG S5

4 WHEEL FISH WAGGON (OPEN STRUTS) 

DWG 52014 DIAG S7.

PH. DIAG DWG. 82/34 & 36

PH. VEH BW 97/2

ANOTHER RARE TYPE BW 97/1 DIAG. ? UNKNOWN 1

TAFF VALE
STOCK

TAFF VALE

DWG. 10T GOODS BRAKE

MRC APR 54 P87 (GOT)

DWG 3 PLANK & 5 PLANK OPEN WAGON

MRC JULY 55 P 171

PHOTO IRON MINK (ROYTON) 060201 (PROB TAFF V. 12R P LEE) 63/34
(BUILT 1914)

PRIVATE OWNER TANK WAGGONS
INCL BOGIE TYPES

TANKERS

A.P.O.C. 4W OIL TANKER (WILLS KIT.)

VG PHOTO
VG " & DWG

MRC NOV 57 P260
MRC JUN 43 P89 CLUBR.

PRATTS BOGIE TANKER

VG PHOTO

GN MAG 1931 P. 132.

I.C.I. BOGIE TANKER (CAUSTIC SODA)

VG DWGS & PHOTO

M.R.N. OCT. 53. P209

TANK WAGGONS (VARIOUS)

VG. PHOTOS. (VARIOUS)
DWG & PHOTO "SHELL B.P." C.1894
PH. NEW ESSO TANKER 4W.

R. MOD. JULY 58 P.
MRC. DEC 62 P310
CF 40 & 90/28


PH. IMPERIAL SMELTING SULPHURIC ACID TANKER (EX GWR) { CF 41 & 41A
90/22 & 23.
----- (EX LMS.) 90/21 & 26
----- (B.R.W) 90/25

22T. WB. 15'-0"

DWGS

PHOTOS

B 933387 LOT. 2862 CRIANLARKH. 82/4 & 5



25T
TOAD 20T

(TOAD "A" IS VAC. FITTED)

20T & 25T GDS BRAKE VAN (25T SIMILAR TO 20T.)
25T SAMPLE NO 17684 17390 17823.

(Handwritten notes in red and blue ink, partially obscured)
20/25 (MORNING) DWP JALB (MAY 1932) W114981 PH. VEH. 62/8
DWS

- MRC. APRIL 1953 P53 CLUB LIB. 20T. N°114925 MRN MAY 1930 P143
20T. MRN MAY 1930 P144/5/6 20T. (TOADA) W17445 MRN JULY 1952 P156
20T. ROCHE G129 + ART. V.G. { 20T. 68796 RAIL. MAG. MAR APRIL 1943 P98
SKIN G140 { 25T 17684 " " " " P99 V.G.
ED. BROS A/15 " " " " " " " " " " MRC. APR 1943 P53 (CLUB LIB.)

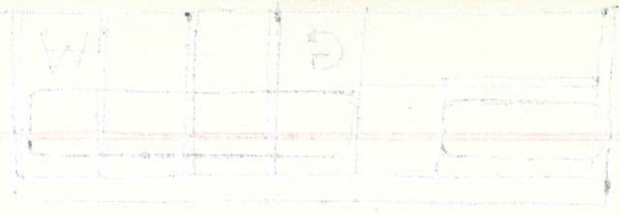
20T N° : BW19/3 (V.G.)
(WITH CROSS STRAPS) 20T W114862 VEHICLE BW29/25
W114983 VEH. (CRANE WKS) CF7A
20T. W 68730 VEH. C1938 CF8
- SANDING GEAR (INTERNAL) BW38/33 & 34

SOME { 25T 11707 PH. VEH. 56/30 DIAG AA2
{ 25T 11707 " " 58/12
TOAD A

20T GDS BRAKE VAN VAC BR. FITTED.
eg. 17398 BUILT 1940
68816 " 1937.

6 WHEEL TOAD

(DIAG AAI) 56969 PHOTO 24T. VEHICLE BW38/30 & 39/10
679083 " 63/19 & 20 (PILNINA)



SPECIAL ROAD DIAG AA4 (SEVERN TUNNEL) DIAG DWR (SWINDON) 50/52
 PERM WAY ROAD DIAG AA6 N° 40930 58/5

(Faint, mostly illegible handwritten notes and diagrams scattered across the middle section of the page, including some numbers and symbols.)

(Faint handwritten notes at the bottom of the page, including the word 'TAP' and some numbers.)

TOTEM.

15T Roll Waggon 21'-8 $\frac{1}{2}$ " T 9-0 & T. 8-18
21-0 T. 8-17 & T. 8-15
22'-10" T 8-15 & T. 9-7.

TOTEM A.

50T. ARMOUR PLATE WAGON 25'-1" OA. MAX T. 17-19.
N^o 41910 Ingot & Roll Waggon 17-19.

45T. ARM. PL. & GIRDER WAG. T. 18-15
N^o 41899 (37' OA 12W)?

40T ARM. PL. WAGON. 29'-1 $\frac{1}{2}$ " OA. MAX T 13-5 TOTEM B.
41910
41976 (DWG SLS. JOURNAL 1960 SEPT P. 284 RE-N^o 21999 (1929)
(EX RHYM R.)

25T OPEN TRUCK 39' OA MAX T. 12-11 TOURN.
"In 1887 an SW Bog. Waggon was built. 35'-7" long x 7'-7" wide
to carry 25T. best design not repeated" (CENT. OF CORNISH
RLY - WOODFIN).

18T Cov. GOODS TRUCK 24' OA MAX T. 8-18 TRAVAN
N^o 47722-7 EX MINK 'B's (RECORDED c 1946/7).

30T COVERED BUTTLE VAN

VIRGIL

DAMO A

DWA INCL BKE DETAIL MRN JAN 1930 P. 13.

ALSO SEVERAL DWGS IN MRN 1928 to 31 WOULD HELP.

PHOTO AXLE GUARD & SPRING SUSP. (PYTHON @ WOODFERTON) BW 9/21

PH. PALO (SHORT OLD TYPE) SHOWING SCROLL IRON SUMP
FROM THE HEADSTOCK AS WELL AS SOLEBAR 50/25PH. ~~SCREWED~~ COUPLINGS & VAC PIPES (END VIEW - CLOSE UP) 4W
VEHICLE W653W 89/21

UNDERFRAMES
(BOGIE VEHICLES)

SIPHON G. (50'-0")

DWG OF UNDERFRAMES & BKE DETAIL
PHOTO OF 'V' HANG. & GAS TANKS (MONSTER)

MKN. JAN 30 P. 16 & 17.
BW 9/8 & 9

MACAW B
PHOTOS

UNDERGEAR W 84815 (WELTRON C.)

BW 25/11 to 13.

ALSO SEVERAL DRAWINGS IN MKN 1928 to 31 WOULD HELP

PRIVATE OWNER WAGGONS

WAGGONS

PHOTO SALT WAGGONS (REG 1909 with LNWR)

CF 4A.

CF 5

V.G. DWGS. PHOTOS. - OLD MISCELLANEOUS WAGGONS MRN MAR 61 P100

GREAT WESTERN RLY.

FROM J. SLINN

(BUT DIDN'T

CUTY

DETAILS

BURROW AGAIN

FREIGHT STOCK DIAGRAM LIST

DIAGRAM INDEX

- A GIRDER WAGGONS.
- B Roll Waggon.
- C Boiler Trucks & Trolleys.
- D Glass Waggon.
- E Wheel & Propeller Waggon.
- F Road Roller Trucks.
- G. Flat & Well Trucks for Road Vehicles etc ^{COV TRUCKS FOR CAR BODIES.} Covered Motor Trucks.
- H. Flat Waggon for Containers. & for aeroplane traffic etc.
- J Rail & Timber Trucks.
- L Match Trucks.
- M. Shunting Trucks
- N Coal & Mineral Waggon.
- O Open goods waggon.
- P Ballast Waggon.
- Q PROVENDER WAGGONS.
- R Manure Waggon.
- S Fish Trucks & Vans.
- T Permanent Way & Sleepers Waggon.
- V Covered goods & grain Van.
- W Cattle Van.
- X Meat Van.
- Y Fruit & Banana Van.
- Z Gunpowder Van.
- AA. Goods & Perm. Way Brakes.
- BB. Stakes Van.
- CC Workshop & Tool Van.
- DD Travelling Tank Waggon.
- EE Flat for Demountable Tanks.

UNPLACED
VEHICLES

Bogie Bolster B' w160195 Rayton (ex LMS?) 50/10/13/14
- - - - - w.160068 W.P. Ry LMS 1941 (MISTON SIDAC) 50/16

~~4th VAD~~

TRACK TEST a VEH. (CARSTAIRS)

97/9.